



## Statement of Additional Information (SAI)

This Statement of Additional Information (SAI) contains details of HSBC Mutual Fund, its constitution, and certain tax, legal and general information. It is incorporated by reference (is legally a part of the Scheme Information Document).

This SAI is dated June 29, 2022.

**Sponsor:**

**HSBC Securities and Capital Markets (India) Private Limited**  
Regd. Office: 52/60, Mahatma Gandhi Road, Fort, Mumbai 400 001, India.

**Trustee:**

**Board of Trustees**  
9-11 Floors, NESCO IT Park, Building No. 3, Western Express Highway, Goregaon (East), Mumbai 400 063, India

**Asset Management Company:**

**HSBC Asset Management (India) Private Limited**  
Regd. Office: 9-11 Floors, NESCO IT Park, Building No. 3, Western Express Highway, Goregaon (East), Mumbai 400 063, India

## TABLE OF CONTENTS

	Page No.	Page No.
<b>I. INFORMATION ABOUT SPONSOR, ASSET MANAGEMENT COMPANY AND TRUSTEES</b> .....	1	
<b>A. Constitution of the Mutual Fund</b> .....	1	
<b>B. Sponsor</b> .....	1	
<b>C. Board of Trustees (the Trustees)</b> .....	1	
<b>D. Asset Management Company</b> .....	4	
<b>E. Key Employees of the AMC and relevant experience</b> ....	7	
<b>F. Service providers</b> .....	12	
1. Custodian .....	12	
2. Registrar & Transfer Agent.....	12	
3. Statutory Auditor .....	12	
4. Legal Counsel.....	12	
5. Fund Accountant.....	12	
6. Collecting Bankers .....	12	
<b>IIA. CONDENSED FINANCIAL INFORMATION (CFI)</b> .....	13	
<b>III. HOW TO APPLY?</b> .....	42	
<b>IV. RIGHTS OF UNITHOLDERS OF THE SCHEME</b> .....	52	
<b>V. INVESTMENT VALUATION NORMS FOR SECURITIES AND OTHER ASSETS</b> .....	53	
<b>VI. ACCOUNTING POLICIES AND STANDARDS</b> .....	63	
<b>VII. TAX, LEGAL AND GENERAL INFORMATION</b> .....	64	
<b>A. Taxation on Investing in Mutual Fund</b> .....	64	
<b>I. To the Mutual Fund</b> .....	64	
<b>II. To the unit holders</b> .....	64	
<b>III. Religious and Charitable Trust</b> .....	68	
<b>IV. New Pension Scheme</b> .....	68	
<b>V. Gift-tax</b> .....	68	
<b>VI. Wealth Tax</b> .....	69	
<b>VII Pan Aadhaar Linking</b> .....	69	
<b>VIII Non return filers</b> .....	69	
<b>B. Legal Information</b> .....	69	
1. Nomination Facility.....	69	
2. Transfer & Transmission of Units .....	69	
3. Pledge/Lien of mutual fund Units .....	70	
4. Duration of the Scheme/Plan .....	70	
5. Procedure and Manner of Winding up .....	71	
6. Unclaimed Redemption/Dividend Amount.....	71	
7. Suspension of Sale/Switch-in of Units.....	71	
8. Restriction on Redemption of units.....	72	
9. Uniform process to be followed for processing of redemption/switch-out for all the Schemes of the Fund .....	72	
10. Requirements of Know Your Customer (KYC) under Prevention of Money Laundering Act (PMLA).....	72	
11. Freezing/Seizure of Accounts .....	72	
12. Rejection/Forceful redemption.....	72	
<b>C. General Information</b> .....	73	
1. Inter-Scheme Transfer of Investments .....	73	
2. Associate Transactions.....	73	
3. Underwriting .....	75	
4. Securities/Stock Lending by the Mutual Fund ....	75	
5. Borrowing by the Mutual Fund.....	75	
6. Master Account/Folio.....	75	
7. Fractional Units.....	75	
8. Personal Identification Number (PIN).....	75	
9. Policy on Offshore Investments by the Scheme and the Plans thereunder.....	75	
10. Power to make Rules.....	76	
11. Power to remove Difficulties.....	76	
12. Scheme to be binding on the Unitholders.....	76	
13. Unambiguous and Unconditional requests.....	76	
14. Acts done in good faith.....	76	
15. Lien.....	77	
16. Client Information and disclosure of client information to third parties.....	77	
17. Website .....	77	
18. Compliance under FATCA/CRS .....	77	
19. Transaction by Distributor .....	78	
20. Brokers .....	78	
21. Disclosure of Soft Dollar Arrangements .....	78	
22. Documents Available for Inspection .....	78	
23. Investor Grievances Redressal Mechanism.....	78	
<b>Ease of Transactions</b> .....	81	
<b>Investor Service Centres in major metros</b> .....	81	
<b>Process transactions in a timely manner</b> .....	81	
<b>Problem Resolution</b> .....	81	

## I. INFORMATION ABOUT SPONSOR, ASSET MANAGEMENT COMPANY AND TRUSTEES

### A. Constitution of the Mutual Fund

HSBC Mutual Fund (“the Mutual Fund” or “the Fund”) has been constituted as a Trust in accordance with the provisions of the Indian Trusts Act, 1882 (2 of 1882) vide a Trust Deed dated February 7, 2002 with HSBC Securities and Capital Markets (India) Private Limited, as the Sponsor and the Board of Individual Trustees. The office of the Sub-Registrar of Assurances at Mumbai has registered the Trust Deed establishing the Fund under the Registration Act, 1908. The Fund was registered with SEBI vide registration number MF/046/02/5 dated May 27, 2002.

The office of the Mutual Fund is at 9-11 Floors, NESCO IT Park, Building No. 3, Western Express Highway, Goregaon (East), Mumbai 400 063.

The Trust has been formed for the purpose of pooling of capital from the public for collective investment in securities/any other property for the purpose of providing facilities for participation by persons as beneficiaries in such properties/investments and in the profits/income arising therefrom.

### B. Sponsor

The Mutual Fund is sponsored by HSBC Securities and Capital Markets (India) Private Limited (HSCI). The Sponsor is the Settlor of the Mutual Fund Trust. The Sponsor has entrusted a sum of Rs. 1,00,000 (Rupees One Lakh only) to the Trustee as the initial contribution towards the corpus of the Mutual Fund. HSCI is neither responsible nor liable for any loss or shortfall resulting from the operation of the Scheme beyond this contribution.

HSCI is a member of the HSBC Group, one of the world’s largest banking and financial services organizations. HSBC Holdings plc, the parent company of the HSBC Group, is headquartered in London. HSBC serves customers worldwide from offices in 64 countries and territories in our geographical regions: Europe, Asia, North America, Latin America, and Middle East and North Africa. With assets of US\$ 3 trillion, HSBC is one of the world’s largest banking and financial services organizations. Listed on the London, Hong Kong and New York stock exchanges, shares in HSBC Holdings plc are held by over 187,000 shareholders in 128 countries and territories. (source:<https://www.hsbc.com/investors/shareholder-information>)

HSCI offers integrated investment banking services, securities and corporate finance & advisory. HSCI is a member of The Bombay Stock Exchange Limited and National Stock Exchange (capital and derivative market segments) and is a registered Research Analyst Entity and a category I Merchant Banker and underwriter with the Securities and Exchange Board of India..

Equities: HSCI is primarily an institutional stockbroker, with a client base spanning foreign portfolio investors, Indian financial institutions, mutual funds and select retail clients. The business is backed by comprehensive research covering around 100 of India’s largest, actively traded securities across industry groups.

Global Investment Banking: HSCI provides public and private sector corporates and government clients with strategic and financial advice in the areas of mergers and acquisitions, primary and secondary market funding, privatizations, structured financial solutions and project export finance. HSCI holds 100% of the paid-up equity share capital of the AMC.

Research Analysts: HSCI publishes research report for listed Indian securities for its clients.

### Financial Performance of HSCI (past three years)

(Rs. in '000)

Particulars	2020-21	2019-20	2018-19
Net Worth	7,497,092	6,613,562	6,362,944
Total Income	2,750,415	1,507,564	1,485,408
Profit after tax	883,650	251,085	258,608
Assets Under Management (if applicable)	NA	NA	NA

### C. Board of Trustees (the Trustees)

The Sponsor has appointed a Board of Individual Trustees (the Trustees) for managing the Mutual Fund. The Board of Individual Trustees (the “Trustee”), shall discharge its obligations as trustee of the Mutual Fund. The Trustee ensures that the transactions entered into by the AMC are in accordance with the SEBI Regulations and will also review the activities carried on by the AMC.

#### Details of Trustees

Name	Age	Qualification	Brief Experience
<b>Ms. Jasmine Batliwalla</b>	68	BSc, LLB, ACS	Ms. Jasmine Batliwalla has over 38 years’ experience across legal, compliance and corporate secretarial functions covering banking, capital markets, mergers and acquisitions, asset management and insurance broking. Ms. Batliwalla retired as General Counsel, HSBC India in 2012 and continued as Advisor till March 2015. During her 20 years with the HSBC Group, Ms. Batliwalla managed organic growth, acquisitions, divestments, regulatory challenges across the financial services spectrum. Ms. Batliwalla contributed towards framing the code of the Banking Codes and Standards Board of India and was a member of FICCI’s Corporate Laws Committee, focusing on corporate and banking laws.
<b>Ms. Ho Wai Fun</b>	52	Bachelor of Arts, Business Studies from the Hong Kong Polytechnic University, Hong Kong, MBA from University of Western Ontario, Canada	Ms. Ho Wai Fun has over 20 years’ experience in the asset management industry. Ms. Ho Wai Fun is the Regional CEO Asia Pacific and Hong Kong CEO of HSBC Asset Management. Prior to joining HSBC, Ms. Ho Wai Fun was with Fidelity International, where she was President for China overseeing the firm’s overall China strategy across business, investments, operations and other key functions. Prior to that, she was Managing Director, Asia ex-Japan & Middle East with Fidelity.

Name	Age	Qualification	Brief Experience
<b>Mr. Nani Javeri</b>	76	B.A. (Hons) History	Mr. Javeri has over 44 years' experience in financial services industry. He served as CEO of Bank Sohar in Oman from 2006-2009 and Birla Sun Life Insurance in India from 2002-2006. Prior to joining Birla Sun Life Insurance, Mr. Javeri spent 32 years with Grindlays Bank in various capacities in India, London and Melbourne. He had also been associated with Oman International Bank in Oman and Times Bank Ltd in India. Under his leadership Birla Sun Life Insurance emerged as one of the leading private sector life insurance companies in India. During his tenure Birla Sun Life was awarded as Best Insurance Company by Outlook in 2004 and among best five life insurance companies in Asia for 2004 by Asian Insurance Review. He joined as MD of Times Bank when it was in difficulty and through a well thought out action plan, he along with senior management, turned around the fortunes of the Bank.
<b>Dr. Thumparampil Chandran Nair</b>	75	B.A. Economics, M.A.(Monetary Economics), Ph.D, CAIIB(I)	Over 44 years' experience in financial services industry. Dr. Nair was a Whole Time Member of Securities and Exchange Board of India (SEBI). Prior to this, Dr. Nair, was Managing Director, Bharatiya Reserve Bank Note Pvt. Ltd, Bangalore (wholly owned subsidiary of Reserve Bank of India). A Central Banker by profession, Dr. Nair, has held various important positions in the Reserve Bank of India since 1978. He holds a PhD in Economics.

Ms. Ho Wai Fun is associated with the Sponsor. Ms. Jasmine Batliwalla, Mr. Nani Javeri and Dr. T. C. Nair are independent Trustees. Thus, 3 out of the 4 Trustees are independent Trustees.

#### Responsibilities and duties of the Trustees as well as the specific and general due diligence

Pursuant to the Trust Deed dated February 7, 2002 constituting the Mutual Fund and in terms of the SEBI (Mutual Funds) Regulations, 1996, the rights and obligations of the Trustees are as under:

- Each of the Trustees in carrying out his responsibilities as a member of the Board of Trustees, shall maintain arm's length relationship with other companies, or institutions or financial intermediaries or any body corporate with which he may be associated.
- The Trustees shall have a right to obtain from the AMC such information as is considered necessary by them.
- The Trustees shall ensure before the launch of any scheme that the AMC has :-
  - Systems in place for its back office, dealing room and accounting;
  - Appointed all key personnel including fund manager(s) for the Scheme and submitted to the Trustees their bio-data which shall contain the educational qualifications, past experience in the securities market within 15 days of their appointment;
  - Appointed auditors to audit the accounts of the Scheme;
  - Appointed a compliance officer who shall be responsible for monitoring the compliance of the Act, rules and regulations, notifications, guidelines, instructions etc. issued by the Board or the Central Government and for redressal of investors' grievances. The compliance officer so appointed shall immediately and independently report to the Board any non-compliance observed;
  - Appointed registrars and laid down parameters for their supervision;
  - Prepared a compliance manual and designed internal control mechanisms including internal audit systems and
- Specified norms for empanelment of brokers and marketing agents.
- The Trustees shall ensure that the AMC has been diligent in empanelling brokers, in monitoring securities transactions with brokers and avoiding undue concentration of business with any broker.
- The Trustees are required to ensure that the AMC has not given any undue or unfair advantage to any associate or dealt with any of the associates of the AMC in any manner detrimental to the interests of the Unitholders.
- The Trustees are required to ensure that the transactions entered into by the AMC are in accordance with the SEBI (Mutual Funds) Regulations, 1996 and the provisions of the Scheme.
- The Trustees are required to ensure that the AMC has been managing the Scheme independently of other activities and has taken adequate steps to ensure that the interest of investors of one Scheme are not compromised with those of any other Scheme or of other activities of the AMC.
- The Trustees are required to ensure that all the activities of the AMC are in accordance with the provisions of SEBI (Mutual Funds) Regulations, 1996.
- Where the Trustees have reason to believe that the conduct of the business of the Fund is not in accordance with the Regulations and the provisions of the Scheme, they are required to take such remedial steps as are necessary by them and to immediately inform SEBI of the violation and the action taken by them.
- Each of the Trustees are required to file with the Fund the details of his securities' transactions on a quarterly basis, within the time and manner as may be specified by the Board from time to time.
- The Trustees are accountable for and are required to be the custodian of the Fund's property of the respective Scheme and to hold the same in trust for the benefit of the Unitholders in accordance with the SEBI (Mutual Funds) Regulations, 1996 and the provisions of the Trust Deed.



- The Trustees are required to take steps to ensure that the transactions of the Fund are in accordance with the provisions of the Trust Deed.
- The Trustees are responsible for the calculation of any income due to be paid to the Fund and also of any income received in the Mutual Fund for the holders of the Units of any Scheme in accordance with the SEBI (Mutual Funds) Regulations, 1996 and the Trust Deed.
- The Trustees are required to obtain the consent of the Unitholders of a Scheme:
  - When required to do so by SEBI in the interest of the Unitholders of that Scheme; or
  - Upon the request of three-fourths of the Unitholders of any Scheme under the Fund for that Scheme; or
  - When the majority of the trustees decide to wind up a scheme in terms of clause (a) of sub regulation (2) of regulation 39 or prematurely redeem the units of a closed ended scheme.
- The Trustees shall ensure that no change in the fundamental attributes of any Scheme or the Trust or fees and expenses payable or any other change which would modify the Scheme and affect the interests of Unitholders, shall be carried out unless:
  - a written communication about the proposed change is sent to each Unitholder and an advertisement is given in one English daily newspaper having nationwide circulation as well as in a newspaper published in the language of the region where the Head Office of the Mutual Fund is situated; and
  - the Unitholders are given an option to exit at the prevailing Net Asset Value without any exit load.
- The Trustees are required to call for the details of transactions in securities by the key personnel of the AMC in their own names or on behalf of the AMC and report the same to SEBI as and when called for.
- The Trustees are required to review quarterly, all transactions carried out between the Fund, the AMC and its associates.
- The trustees shall on a quarterly basis review the networth of the asset management company to ensure compliance with the threshold provided in clause (f) of sub-regulation (1) of regulation 21 of SEBI (Mutual Funds) Regulations 1996, on a continuous basis.
- The Trustees are required to periodically review all service contracts such as custody arrangements, transfer agency of securities and satisfy themselves that such contracts are executed in the interest of the Unitholders.
- The Trustees are required to ensure that there is no conflict of interest between the manner of deployment of its net worth by the AMC and the interest of the Unitholders.
- The Trustees are required to periodically review the investor complaints received and the redressal of the same by the AMC.
- The Trustees are required to abide by the Code of Conduct as specified in Part A of the Fifth Schedule of the SEBI (Mutual Funds) Regulations, 1996.
- The Trustees have to furnish to SEBI on a half yearly basis:-
  - a report on the activities of the Fund;
  - a certificate stating that the Trustees have satisfied themselves that there have been no instances of self dealing or front running by any of the Trustees, directors and key personnel of the AMC;
  - a certificate to the effect that the AMC has been managing the Scheme independently of any other activities and in case any activities of the nature referred to in Regulation 24, sub regulation (b) of the SEBI (Mutual Funds) Regulations, 1996 have been undertaken, the AMC has taken adequate steps to ensure that the interest of the Unitholders is protected.
- The independent Trustees are required to give their comments on the report received from the AMC regarding the investments by the Mutual Fund in the securities of the group companies of the Sponsor.
- No amendment to the Trust Deed shall be carried out without prior approval of SEBI and Unitholders' approval/consent will be obtained where it affects the interests of Unitholders as per the procedure/provisions laid down in the Regulations.
- The Trustees shall exercise due diligence as under:
  - A. **General Due Diligence**
    - The Trustees shall be discerning in the appointment of the directors of the AMC.
    - The Trustees shall review the desirability of the continuance of the AMC if substantial irregularities are observed in the Schemes and shall not allow the AMC to float any new Scheme.
    - The Trustee shall ensure that the trust property is properly protected, held and administered by proper persons and by a proper number of such persons.
    - The Trustees shall ensure that all service providers hold appropriate registrations from SEBI or the concerned regulatory authority.
    - The Trustees shall arrange for test checks of service contracts.
    - The Trustees shall immediately report to SEBI any special developments in the Mutual Fund.
  - B. **Specific Due Diligence**  
The Trustees shall:
    - Obtain internal/concurrent audit reports at regular intervals from independent auditors appointed by the Trustees.
    - Obtain compliance certificates at regular intervals from the AMC.
    - Hold meetings of Trustees frequently and ensure that at least 6 such meetings shall be held in each year.
    - Consider the reports of the independent auditor and compliance reports of the AMC at the meeting of the Trustees for appropriate action.
    - Maintain records of the decisions of the Trustees at their meetings and of the minutes of the meetings.
    - Prescribe and adhere to the code of ethics by the Trustees, the AMC and its personnel.
    - Communicate in writing to the AMC of the deficiencies and check on the rectification of deficiencies.
- The Trustees shall maintain high standards of integrity and fairness in all their dealings and in the conduct of their business.
- The Trustees shall render at all times high standards of service, exercise due diligence, ensure proper care and exercise independent professional judgement.
- The independent Trustees shall pay specific attention to the following as may be applicable, namely:

- The Investment Management Agreement and the compensation paid under the Agreement.
- Service contracts with associates - whether the AMC has charged higher fees than outside contractors for the same services.
- Selection of the AMC's independent directors.
- Securities transactions involving affiliates to the extent such transactions are permitted.
- Selecting and nominating individuals to fill independent directors' vacancies.
- Code of ethics must be designed to prevent fraudulent, deceptive or manipulative practices by insiders in connection with personal securities transactions.
- The reasonableness of fees paid to Sponsors, AMC and any others for services provided.
- Principal underwriting contracts and renewals.
- Any service contracts with the associates of the AMC.
- Notwithstanding anything contained in sub-regulations (1) to (25) of Regulation 18 of the SEBI (Mutual Funds) Regulations, 1996, the Trustees shall not be held liable for acts done in good faith if they have exercised adequate due diligence honestly.
- The Regulations provide that the meetings of the Trustees shall be held at least once in every 2 calendar months and at least 6 such meetings shall be held every year. Further, as per the Regulations, for the purposes of constituting the quorum for the meetings of the Trustees, at least one Independent Trustee or Director should be present during such meetings.

The supervisory role of the Trustees will be discharged by reviewing the information and the operations of the Fund based on the reports submitted at the meetings of the Trustees, by reviewing the reports submitted by the Internal Auditor and the bi-monthly and half yearly compliance reports. Presently the Board of Trustees are required to hold a meeting at least once in 2 calendar months and at least 6 such meetings are required to be held every year. During the financial year 2019-2020, the Board of Trustees met 6 times.

No amendment to the Trust Deed shall be carried out without prior approval of SEBI and Unitholders' approval/consent will be obtained where it affects the interests of Unitholders as per the procedure/provisions laid down in the Regulations.

The Trustees may require or give verification of identity or other details regarding any subscription or related information from/of the Unitholders as may be required under any law, which may result in delay in dealing with the applications, Units, benefits, distribution, etc.

### Trusteeship Fees

Pursuant to the Trust Deed constituting the Fund, the Fund is authorised to pay the Independent Trustees a fee for their services for meetings of the Board of Trustees/Committee meetings attended by such Trustees, as may be mutually agreed between the Sponsor and the

Board of Trustees from time to time, subject to the SEBI Regulations.

### D. Asset Management Company

HSBC Asset Management (India) Private Limited (the Investment Manager or the AMC) is a private limited company incorporated under the Companies Act, 1956 on December 12, 2001 having its Registered Office at 9-11 Floors, NESCO IT Park, Building No. 3, Western Express Highway, Goregaon (East), Mumbai 400 063. HSBC Asset Management (India) Private Limited has been appointed as the Asset Management Company of the Mutual Fund by the Trustee vide Investment Management Agreement (IMA) dated February 7, 2002 and executed between the Trustees and the AMC. SEBI approved the AMC to act as the Investment Manager of the Fund vide its letter No. MFD/BC/163/2002 dated May 27, 2002.

The paid-up equity share capital of the AMC is Rs. 61.59 crores. HSBC Securities and Capital Markets (India) Private Limited holds 100% of the paid-up equity share capital of the AMC.

The AMC will manage the schemes of the Fund as mentioned in their respective Scheme Information Document, in accordance with the provisions of IMA, the Trust Deed, the SEBI Regulations and the objectives of the Scheme.

The AMC is also registered as a Portfolio Manager under the SEBI (Portfolio Managers) Regulations, 1993 vide registration no. INP000001322 and is deemed to be registered as such under SEBI (Portfolio Managers) Regulations, 2020. The AMC has proper systems and controls in place to ensure that there is no conflict of interest between the activity of managing the schemes of the Mutual Fund and the activity of Portfolio Management Services and there exist systems to prohibit access to insider information.

Further, an asset management company, subject to certain conditions, may also permitted to undertake activities in the nature of management and advisory services to pooled assets including offshore funds, insurance funds, pension funds, provident funds or such categories of foreign portfolio investor subject to such conditions as may be specified by SEBI from time to time, if any of such activities are not in conflict with the activities of the mutual fund. Accordingly, the AMC is also providing non-binding advisory services to HSBC Group's offshore funds, which are appropriately regulated foreign portfolio investors investing in India, through the fund managers managing the schemes of the Fund, as permitted under Regulation 24(b) of the Regulations. SEBI vide its email dated November 26, 2020, accorded its no objection to the AMC for providing such non-binding investment advisory services to HSBC Group's offshore funds, which are appropriately regulated foreign portfolio investors, by the fund managers of the schemes of the Fund. The AMC has proper systems and controls in place to ensure that (a) there is no conflict of interest between the activities of managing the schemes of the Fund and other activities of the AMC; and (b) interest of the unit holders of the schemes of the Fund are protected at all times. In case of an unavoidable conflict of interest situation, the AMC shall make appropriate disclosures in an appropriate manner, which shall include the source of conflict, potential 'material risk or damage' to the Fund's investors' interests and detailed parameters for the same.

**Details of AMC Directors**

Name	Age	Qualification	Brief Experience
<b>Mr. Ravi Menon</b>	60	M.Sc. Economics and MBA	Mr. Ravi Menon has around 30 years of experience in banking and financial services. Mr. Menon was the Head of Strategy & Planning Inclusive Banking at HSBC. He has held various positions at HSBC Group. Prior to joining HSBC Group he was working with UBS as Vice President – Investment Banking.
<b>Mr. Dinesh Mittal</b>	69	M.Sc (Physics) with Specialization in Electronics	Mr. Dinesh K Mittal was the former Secretary, Department of Financial Services, Government of India. He was awarded Director's Gold Medal at Lal Bahadur Shastri National Academy of Administration for standing 1st in India among I.A.S. Officers of 1977 Batch. He played a key role in putting a framework of Special Economic Zones in India.
<b>Dr. Indu Ranjit Shahani</b>	71	M. Com & Ph. D from University of Mumbai	Dr. Shahani is President of Indian School of Design & Innovation (ISDI) and Founding Dean of the Indian School of Management & Entrepreneurship (ISME). She is the former Sheriff of Mumbai and Principal of H. R. College of Commerce & Economics, Mumbai. Recognised as an international academician, Dr. Shahani has been the Vice-President, International Baccalaureate Organisation – IBO, being the first Indian on the Board of Governors. Dr. Shahani has earned Doctorate in Commerce from University of Mumbai. Dr. Shahani has received many awards, prominent among them are the 'Woman of the Decade Award' by ASSOCHAM, 'Citizen of Mumbai Award' by Rotary Club of Bombay and 'Excellence in Education Award' by the FICCI FLO.

Mr. Ravi Menon is associated with the Sponsor. Mr. Dinesh Mittal and Dr. Indu Shahani are Independent Directors.

**Powers, Duties, Obligations and Responsibilities of the Asset Management Company**

The powers, duties and responsibilities of the AMC shall be governed by the Regulations and the Investment Management Agreement. The AMC, in the course of managing the affairs of the Mutual Fund, has the powers, *inter alia* for following duties and responsibilities:

- Floating Scheme(s) of the Mutual Fund after approval of the same by the Trustees and investing and managing the funds mobilised under various Schemes, in accordance with the provisions of the Trust Deed and the Regulations.
- Evaluating investment opportunities for further investments by the Mutual Fund.
- Evaluating and issuing orders and instructions with respect to the acquisition and disposition of investments and risk positions/exposures.
- Issuing and ensuring due compliance of instructions to the custodian and the Mutual Fund's brokers, agents including registrars and transfer agents.
- Issuing, selling, repurchasing and cancelling the Units as per the terms of the respective Scheme of the Mutual Fund.
- Managing the Mutual Fund Scheme independently of other activities and taking adequate steps to ensure that the interests of Unitholders are not being compromised with those of any other Scheme or any of its other activities.
- Opening and operating bank accounts in the name and on behalf of each scheme in relation to the investments made by the Mutual Fund.
- Fixing record dates or book closure periods for the purpose of effecting transfer of Units and determining eligibility for dividends, bonus, rights, privileges, preferences, reservations or other entitlements or accretions.

- Providing information to SEBI and the Unitholders as required under the Regulations or as otherwise required by SEBI.
- Receiving, holding in trust, or as agent or nominee of the Trustees, improving, developing, using, selling, transferring, exchanging, assigning, dealing, trading in and managing all assets and all accretions thereto and endeavouring to earn adequate returns on them for and on behalf of the Trust.
- Fixing sales and re-purchase prices, and calculating Net Asset Value for Units, consistent with the Regulations.
- Setting up an effective establishment for servicing of Unitholders under the various Scheme(s) and also to protect the interest of the Unitholders.
- Generally doing all acts, deeds, matters and things which are necessary for any object, purpose or in relation to the Mutual Fund in any manner or in relation to any scheme of the Mutual Fund.

**Duties and Responsibilities**

- The AMC shall take all reasonable steps and exercise due diligence to ensure that the investment of funds pertaining to any Scheme is not contrary to the provisions of the SEBI Regulations and the Trust Deed.
- The AMC shall exercise due diligence and care in all its investment decisions as would be exercised by other persons engaged in the same business.
- The AMC shall be responsible for the acts of commissions or omissions by its employees or the persons whose services have been procured by the AMC.
- The AMC shall submit to the Trustees quarterly reports of each year on its activities and the compliance with the SEBI Regulations.

- The Trustees at the request of the AMC may terminate the assignment of the AMC at any time provided that such termination shall become effective only after the Trustees have accepted the termination of assignment and communicated their decision in writing to the AMC.
- Notwithstanding anything contained in any contract or agreement of termination, the AMC or its directors or other officers shall not be absolved of liability to the Mutual Fund for their acts of commissions or omissions, while holding such position or office.
- The Chief Executive Officer (whatever be the designation) of the asset management company shall ensure that the mutual fund complies with all the provisions of these regulations and the guidelines or circulars issued in relation thereto from time to time and that the investments made by the fund managers are in the interest of the unit holders and shall also be responsible for the overall risk management function of the mutual fund.
- Chief Executive Officer (whatever be the designation) shall also ensure that the Asset Management Company has adequate systems in place to ensure that the Code of Conduct for Fund Managers and Dealers specified in PART - B of the Fifth Schedule of these regulations are adhered to in letter and spirit. Any breach of the said Code of Conduct shall be brought to the attention of the Board of Directors of the Asset Management Company and Trustees.
- The fund managers (whatever be the designation) shall ensure that the funds of the schemes are invested to achieve the objectives of the scheme and in the interest of the unit holders.
- The Fund Managers (whatever be the designation) shall abide by the Code of Conduct for Fund Managers and Dealers specified in PART - B of the Fifth Schedule of Securities and Exchange Board of India (Mutual Funds) Regulations, 1996 and submit a quarterly self-certification to the Trustees that they have complied with the said code of conduct or list exceptions, if any. [For the purposes of this, the phrase "Fund Managers" shall include Chief Investment Officer (whatever be the designation)]
- The Dealers (whatever be the designation) shall ensure that orders are executed on the best available terms, taking into account the relevant market at the time for transactions of the kind and size concerned to achieve the objectives of the scheme and in the best interest of all the unit holders.
- The Dealers (whatever be the designation) shall abide by the Code of Conduct for Fund Managers and Dealers specified in PART - B of the Fifth Schedule of the Securities and Exchange Board of India (Mutual Funds) Regulations, 1996 and submit a quarterly self-certification to the Trustees that they have complied with the said code of conduct or list exceptions, if any.
- The AMC shall not through any broker associated with the Sponsor, purchase or sell securities, which is average of 5% or more of the aggregate purchases and sales of securities made by the Mutual Fund in all its Scheme(s). Provided that for these purposes, aggregate purchase and sale of securities shall exclude sale and distribution of Units issued by the Mutual Fund. Provided further that the aforesaid limit of 5% shall apply for a block of any 3 months.
- The AMC shall not purchase and sell through any broker (other than a broker associated with the Sponsor) which is average of 5% or more of the aggregate purchases and sale of securities made by the Mutual Fund in all its Scheme(s), unless the AMC has recorded in writing the justification for exceeding the limit of 5% and reports of all such investments are sent to the Trustees on a quarterly basis. Provided that the aforesaid limit shall apply for a block of 3 months.
- The AMC shall not utilise the services of the Sponsor or any of its associates, employees or their relatives, for the purpose of any securities' transactions and distribution and sale of securities, provided that the AMC may utilise such services if disclosure to that effect is made to the Unitholders and the brokerage or commission paid is also disclosed in the half yearly annual accounts of the Mutual Fund.
- The AMC shall file with the Trustees the details of transactions in securities by key personnel of the AMC in their own name or on behalf of the AMC and shall also report to SEBI, as and when required by SEBI.
- In case the AMC enters into any securities' transaction with any of its associates a report to that effect shall be sent to the Trustees at their next meeting.
- In case any company has invested more than 5% of the net asset value of a Scheme, the investment made by that Scheme or by any other Scheme of the same Mutual Fund in that company or its subsidiaries shall be brought to the notice of the Trustees by the AMC and be disclosed in the half yearly/annual accounts of the respective Scheme with justification for such investment provided that the latter investment has been made within 1 year of the date of the former investment calculated on either side.
- The AMC shall file with the Trustees and SEBI
  - Detailed bio-data of all its directors along with their interest in other companies within 15 days of their appointment; and any change in the interest of directors every 6 months.
  - A quarterly report to the Trustees giving details and adequate justification about the purchase and sale of securities of the group companies of the Sponsor or the AMC as the case may be, by the Mutual Fund during the quarter.
  - Each director of the AMC shall file the details of his transactions of dealing in securities with the Trustees on a quarterly basis in accordance with guidelines issued by SEBI from time to time.
- The AMC shall not appoint any person as key personnel who has been found guilty of any economic offence or involved in violation of securities laws.
- The AMC shall appoint registrars and share transfer agents who are registered with SEBI. Provided if the work relating to the transfer of Units is processed in-house, the charges at competitive market rates may be debited to the Scheme and for rates higher than the competitive market rates, prior approval of the Trustees shall be obtained and reasons for charging higher rates shall be disclosed in the annual accounts.
- The AMC shall abide by the Code of Conduct as specified in Part A of the Fifth Schedule of the SEBI Regulations.
- The AMC shall invest such amounts in such schemes of the mutual fund, based on the risks associated with the schemes, as may be specified by the Board from time to time.
- The AMC shall
  - Not act as a trustee of any mutual fund.
  - Not undertake any other business activities except activities in the nature of, management and advisory services provided to pooled assets including offshore funds, pension funds, provident funds or Category I foreign portfolio investor as specified in the Securities and Exchange Board of India (Foreign Portfolio Investors) Regulations, 2014, if any of such activities are not in conflict with the activities of the Mutual Fund.



Provided that the AMC may itself or through its subsidiaries undertake portfolio management services and advisory services for other than broad based fund subject to complying with the additional conditions viz (a) that key personnel of the asset management company, the system, back office, bank and securities accounts are segregated activity wise and there exist system to prohibit access to inside information of various activities; and (b) that it meets with the capital adequacy requirements, if any, separately for each of such activities and obtain separate approval, if necessary under the relevant regulations is obtained; and other directions, as may be specified by the SEBI from time to time are adhered to.

- Not invest in any of its Scheme unless full disclosure of its intention to invest has been made in the respective Scheme Information Document.
- Not be entitled to charge any fees on its investment in that Scheme.
- Not acquire any of the assets out of the Trust funds, which involves the assumption of any liability which is unlimited or which may result in encumbrance of the Scheme property in any way.
- The independent Directors of the AMC shall pay specific attention to the following as may be applicable, namely:
  - The Investment Management Agreement and the compensation paid under the Agreement.

- Service contracts with associates - whether the AMC has charged higher fees than outside contractors for the same services.
- Securities transactions involving affiliates to the extent such transactions are permitted.
- Code of ethics must be designed to prevent fraudulent, deceptive or manipulative practices by insiders in connection with personal securities transactions.
- The reasonableness of fees paid to Sponsors, AMC and any others for services provided.
- Principal underwriting contracts and renewals.
- Any service contracts with the associates of the AMC.
- The Chief Executive Officer (whatever his designation may be) of the AMC shall ensure that the Mutual Fund complies with all the provisions of these regulations and the guidelines or circulars issued in relation thereto from time to time and that the investments made by the Fund Managers are in the interest of the unitholders and shall also be responsible for the overall risk management function of the Mutual Fund.

#### Asset Management Fees

The AMC is entitled to charge the Mutual Fund an investment management and advisory fees as specified in the Investment Management Agreement and Regulations.

#### E. Key Employees of the AMC and relevant experience

Name	Designation	Age (years)	Qualification	Brief Experience
<b>Ravi Menon</b>	Chief Executive Officer	60	M.Sc. Economics and MBA	Over 30 years of experience in Corporate Banking, Investment Banking, Private Equity, Strategy and Governance. <ul style="list-style-type: none"> <li>● <b>HSBC Asset Management (India) Private Limited</b>, Chief Executive Officer from February 2016 onwards</li> <li>● <b>Hongkong &amp; Shanghai Banking Corporation</b>, Head Strategy &amp; Planning and Head Inclusive Banking from June 2009 to January 2016</li> <li>● <b>HSBC Private Equity Advisors (India) Private Limited</b>, Chief Executive Officer, Specialist Investments from June 2007 to May 2009</li> <li>● <b>HSBC Securities &amp; Capital Markets (India) Private Limited</b>, Managing Director &amp; Co-Head Investment Banking India from April 2004 to June 2007)</li> </ul>
<b>Tushar Pradhan</b>	Chief Investment Officer	54	MBA (USA), B.Com	Over 25 years of experience in Fund Management <ul style="list-style-type: none"> <li>● <b>HSBC Asset Management (India) Private Limited</b>, Chief Investment Officer since June 2009 onwards</li> <li>● <b>AIG Global Asset Management Company (India) Private Limited</b>, Chief Investment Officer - Equities from January 2007 to June 2009</li> <li>● <b>HDFC Asset Management Company Private Limited</b>, Senior Fund Manager from July 2000 to December 2006</li> <li>● <b>HDFC Limited</b>, Manager - Treasury from April 1995 to June 2000.</li> </ul>

Name	Designation	Age (years)	Qualification	Brief Experience
<b>Chirag Shah</b>	Chief Operating Officer	42	Company Secretary (C.S.), Bachelor of Commerce (B.Com.)	Over 20 years of experience in Operations <ul style="list-style-type: none"> <li>● <b>HSBC Asset Management (India) Private Limited,</b> Chief Operating Officer w.e.f. January 24, 2022 onwards</li> <li>● <b>Aditya Birla Sun Life AMC Limited,</b> Head – Operations from July 2017 to January 2022</li> <li>● <b>L&amp;T Investment Management Limited</b> Head – Operations from November 2012 to July 2016</li> <li>● <b>Fidelity Fund Management Private Limited</b> Associate Director – Operations from October 2005 to November 2012</li> <li>● <b>Kotak Mahindra Asset Management Company Limited</b> Fund Accounting &amp; Operations from March 2001 to September 2005</li> </ul>
<b>Rheitu Bansal</b>	Senior Vice President Client Operations	47	B.Com., A.C.A.	Over 19 years of experience in various functions including Operations and Fund Administration: <ul style="list-style-type: none"> <li>● <b>HSBC Asset Management (India) Private Limited,</b> Sr. Vice President and Head MF, Client Operations from April 1, 2015 onwards Vice President and Head MF, Customer Service from June 1, 2010 to Mar 31, 2015</li> <li>● <b>Morgan Stanley UK,</b> Senior Associate, Fund Administration from February 12, 2007 to March 20, 2008</li> <li>● <b>MSIM Global Support &amp; Tech Services Pvt. Ltd.,</b> Senior Associate, Global Reconciliations Team from August 16, 2005 to February 11, 2007</li> <li>● <b>Morgan Stanley Investment Management Private Limited,</b> Senior Associate, Operations - Domestic Fund from January 1, 2004 to August 15, 2005</li> <li>● <b>Morgan Stanley India Securities Limited,</b> Associate - Global Reconciliations Team from August 1, 2000 to December 31, 2003</li> </ul>
<b>Dipan Parikh</b>	Vice President – Dealing	48	B.Com.	Over 19 years of experience of Dealing in Equity markets. <ul style="list-style-type: none"> <li>● <b>HSBC Asset Management (India) Private Limited,</b> Vice President, Dealing from September 2006 to present;</li> <li>● <b>Karvy Stock Broking Private Limited,</b> Institutional Dealer from July 2001 to September 2006.</li> </ul>
<b>Arun Jain</b>	Chief Financial Officer	45	C.A., B.Com.	Over 19 years of experience in fund accounting and finance- <ul style="list-style-type: none"> <li>● <b>HSBC Asset Management (India) Private Limited,</b> Chief Financial Officer since October 3, 2016. Prior to this he was responsible for Fund Operations from July 2010 to September 2016. His last title in this role was Senior Vice President and Head of Operations.</li> <li>● <b>Principal PNB Asset Management Company Pvt. Ltd.,</b> Responsible for Fund Accounting, Brokerage and MIS from April 2005 to July 2010. His last title in this role was Head of Fund Accounting, Brokerage and MIS.</li> <li>● <b>JP Morgan Chase Bank,</b> Responsible for Fund Accounting and Administration from September 2000 to April 2005. His last designation in this role was Team Leader, Fund Accounting.</li> </ul>
<b>Ranjithgopal K A</b>	Vice President – Equities	39	PGDBM, BA - Economics	Over 15 years of experience in Sales and Research <ul style="list-style-type: none"> <li>● <b>HSBC Asset Management (India) Private Limited,</b> Vice President - Equities since March 2016. Associate Vice President - Investment Management (Analyst) since January 2012 to February 2016. Associate Vice President - Institutional Sales from April 2009, Associate Vice President - Sales &amp; Distribution from May 2006.</li> </ul>

Name	Designation	Age (years)	Qualification	Brief Experience
<b>Gautam Bhupal</b>	Vice President & Fund Manager Equities	44	PGDBM, CA, CS, B.Com (Hons)	Over 16 years of experience in research and Fund Management. <ul style="list-style-type: none"> <li>● <b>HSBC Asset Management (India) Private Limited</b>, Vice President &amp; Fund Manager, since October 2015 till date Vice President - Investment Management, from June 2015 to October 2015. Fund Manager for PMS Portfolios from July 2008 till June 2015.</li> <li>● <b>UTI Asset Management Company</b>, Equity Research Analyst from May 4 till June 2008.</li> </ul>
<b>Neelotpal Sahai</b>	Senior Vice President & Head – Equities	53	B.Tech, PGDM (IIM Kolkata)	Over 26 years of experience in research and Fund Management. <ul style="list-style-type: none"> <li>● <b>HSBC Asset Management (India) Private Ltd.</b> Senior and Head of Equities from September 2017 till date Senior Fund Manager – Equities from April 2013 to August 2017.</li> <li>● <b>IDFC Asset Management Company Ltd.</b> Director from February 2006 to April 2013.</li> <li>● <b>Motilal Oswal Securities Ltd.</b> Senior Research Analyst from March 2005 to January 2006</li> <li>● <b>Infosys Ltd.</b> Senior Project Manager from June 1999 to March 2005.</li> <li>● <b>Vickers Ballas Securities Ltd.</b> Analyst from September 1998 to June 1999.</li> <li>● <b>SBC Warburg</b> Analyst from May 1997 to May 1998.</li> <li>● <b>UTI Securities Ltd.</b> Equity Analyst from June 1995 to May 1997.</li> <li>● <b>HCL HP Ltd.</b> Senior Management Trainee from May 1994 to June 1995.</li> <li>● <b>Infosys Ltd.</b> Software Programmer from July 1991 to June 1992.</li> </ul>
<b>Kapil Punjabi</b>	Vice President and Fund Manager – Fixed Income	39	B.M.S, M.M.S, Mumbai	Over 15 years of experience in research and fixed income management. <ul style="list-style-type: none"> <li>● <b>HSBC Asset Management (India) Private Limited</b> Vice President &amp; Fund Manager - Fixed Income from March 4, 2014 onwards.</li> <li>● <b>Taurus Asset Management Company Limited</b> Fund Manager Fixed Income from June 2012 to Feb. 2014.</li> <li>● <b>Edelweiss Asset Management Limited</b> Fund Manager Fixed Income from December 2009 to June 2012.</li> <li>● <b>Edelweiss Securities Limited</b> Manager Investment from October 2007 to November 2009.</li> <li>● <b>Trans Market Group Research (India) Private Limited</b> Research Analyst and Proprietary Trader from May 2006 to October 2007.</li> </ul>
<b>Padmanabhan T</b>	Senior Vice President & Head – Risk Management	50	PGDM, M.Sc. (Finance), CFA	Over 22 years of experience in Risk & Products <ul style="list-style-type: none"> <li>● <b>HSBC Asset Management (India) Private Limited</b>, Senior Vice President &amp; Head – Risk Management since December 2015 onwards.</li> <li>● <b>IDBI Asset Management Limited</b>, Vice President – Risk Management and Products from February 2010 to November 2015.</li> <li>● <b>SBI Funds Management Limited</b>, Associate Vice President – Products and International Business from October 2000 to June 2007.</li> </ul>
<b>Vinay Parikh</b>	Sr. Vice President – Operations, Mutual Fund	49	C.A.	Over 22 years of experience in Fund Administration <ul style="list-style-type: none"> <li>● <b>HSBC Asset Management (India) Private Limited</b> Sr. Vice President, Operations (Mutual Fund) from Dec. 2016 onwards.</li> <li>● <b>Principal PNB Asset Management Company Pvt. Ltd.</b> Head – Fund Accounting from Sep. 2012 to Dec. 2016.</li> <li>● <b>DSP BlackRock Asset Management Company Pvt. Ltd.</b> VP – Fund Administration from August 1999 to August 2012.</li> </ul>

Name	Designation	Age (years)	Qualification	Brief Experience
<b>Sumesh Kumar</b>	Senior Vice President & Head – Compliance Advisory	46	B.Sc. (Mathematics), ACS, BGL	Over 19 years of experience in the Compliance, Legal & Secretarial function. <ul style="list-style-type: none"> <li>● <b>HSBC Asset Management (India) Private Limited</b>, Senior Vice President &amp; Head – Regulatory Compliance since February 2017 onwards (Designated as the Compliance Officer with effect from March 1, 2017).</li> <li>● <b>DHFL Pramerica Asset Managers Private Limited</b> Director &amp; Head – Legal &amp; Compliance from January 2012 to February 2017.</li> <li>● <b>ING Investment Management (India) Private Limited</b> (Last position held - Vice President – Compliance &amp; Company Secretary) from March 2009 to January 2012.</li> <li>● <b>Religare Asset Management Company Private Limited</b> (Last position held - Manager – Compliance) from December 2005 to February 2009.</li> </ul>
<b>Rahul Totla</b>	Associate Vice President	37	BE (Electronics), MBA (Finance)	Over 15 years of experience in research and fixed income management. <ul style="list-style-type: none"> <li>● <b>HSBC Global Asset Management Company Ltd.</b> Dealer – Fixed Income from March 2017 to present.</li> <li>● <b>IDBI Asset Management Company Ltd.</b> Dealer – Fixed Income from November 2014 to March 2017.</li> <li>● <b>ING Investment Management Ltd.</b> Dealer – Fixed Income from January 2014 to October 2014.</li> <li>● <b>Edelweiss Asset Management Company Ltd.</b> Assistant Fund Manager – Fixed Income from July 2011 to Dec. 2013.</li> <li>● <b>Godfrey Phillips India Ltd.</b> Deputy Manager – Operations from November 2005 to April 2008.</li> </ul>
<b>Madhu Nair</b>	Head – Sales & Distribution	46	MBA – Finance, B.Sc. (Chem.)	22 years of experience across domestic and international sales in Indian asset management industry. <ul style="list-style-type: none"> <li>● <b>HSBC Asset management (India) Pvt. Ltd.</b> Head of Sales &amp; Distribution from April 2017 onwards.</li> <li>● <b>Invesco Asset Management (India) Pvt. Ltd.</b> Head of Retail &amp; Offshore Sales from May 2013 to March 2017. Head of Institutional &amp; Offshore Sales from August 2008 to May 2013.</li> <li>● <b>Kotak Mahindra Asset management Pvt. Ltd.</b> Head of Sales &amp; Distribution (Banks &amp; NDs) and International Business from April 2002 to August 2008.</li> <li>● <b>Kothari Pioneer Asset management Pvt. Ltd.</b> Manager – Institutional Sales from October 2000 to March 2002.</li> </ul>
<b>Ritesh Jain</b>	SVP and Head of Fixed Income	48	PGDBA (Finance)	Over 22 years of Experience in research and fund management <ul style="list-style-type: none"> <li>● <b>HSBC Asset Management (India) Private Limited</b> SVP &amp; Head of Fixed Income from June 2019 onwards.</li> <li>● <b>IIFL Asset Management Ltd.</b> Partner &amp; Head of Fixed Income from May 2016 to September 2018</li> <li>● <b>DHFL Pramerica Asset Managers Pvt. Ltd.</b> Executive Director &amp; Head of Fixed Income from July 2014 to March 2016</li> <li>● <b>Morgan Stanley Investment Management</b> Executive Director &amp; Head of Fixed Income from March 2009 to June 2014</li> </ul>



Name	Designation	Age (years)	Qualification	Brief Experience
<b>Ankur Arora</b>	SVP & Fund Manager – Equities	40	PGDM, CFA, B. Com	<p>Over 17 years of experience spread across fund management, research and strategy.</p> <ul style="list-style-type: none"> <li>• <b>HSBC Asset Management (India) Pvt. Ltd.</b> Sr. Vice President &amp; Fund Manager - Equities since July 11, 2019 till date.</li> <li>• <b>Aegon Life Insurance Co. Ltd.</b> Vice President and Fund Manager – Equities from July 2018 to July 2019</li> <li>• <b>Arvind Ltd.</b> Strategy &amp; IR – September 2016 to July 2018</li> <li>• <b>IDFC Asset Management</b> Associate Director – Fund Management from March 2012 to August 2016</li> <li>• <b>ING Investment Management</b> AVP &amp; Fund Manager – Equities from November 2007 to February 2012</li> <li>• <b>Macquarie Securities</b> Associate Analyst from December 2006 to November 2007</li> <li>• <b>Evalueserve.com Pvt. Ltd.</b> Team Leader – January 2005 to November 2006</li> <li>• <b>UTI Asset Management Company</b> Management Trainee from May 2004 to January 2005</li> </ul>
<b>Sujata N Gokhale</b>	Senior Vice President & Head of Product	42	B. Com, PGDBM (Finance)	<p>Over 17 years of Experience in Product</p> <ul style="list-style-type: none"> <li>• <b>HSBC Asset Management (India) Private Limited</b> Senior Vice President &amp; Head of Product from July 2019 onwards.</li> <li>• <b>DSP Investment Managers</b> Vice President - Product from December 2016 to July 2019</li> <li>• <b>Reliance Nippon Asset Management</b> Associate Vice President - Product from Jan 2005 to December 2016</li> </ul>
<b>B. Aswin Kumar</b>	Vice President – Credit Research	37	Post Graduate Diploma in Management, IIM Lucknow, B.Tech IIT Madras	<p>Over 13 years of Experience in Research and risk.</p> <ul style="list-style-type: none"> <li>• <b>HSBC Asset Management (India) Private Limited</b> Vice President – Credit Research from September 2021 onwards.</li> <li>• <b>HSBC Asset Management (India) Private Limited (Portfolio Management Services)</b> Vice President – Credit Research, from March 2019 to September 2021 Assistant Vice President - Fixed Income, from September 2015 to March 2019</li> <li>• <b>CRISIL Ratings</b> Manager – Ratings, Financial Sector Ratings from December 2013 to September 2015</li> <li>• <b>ICICI Bank Ltd</b> Manager (Band 2) – Risk Management, Credit and Market Risk from June 2011 to December 2013</li> <li>• <b>Irevna Research Services Ltd, a division of CRISIL</b> Analyst – from October 2006 to June 2009</li> <li>• <b>Techspan India Pvt Ltd</b> Associate – from June 2006 to October 2006</li> </ul>

Presently the AMC has one dedicated equity dealer and a total of eleven employees (including one Credit Analyst) in the investment management department. Presently all the key personnel are based at the Corporate Office of the AMC.

Ms. Rheitu Bansal, Senior Vice President – Client Operations, has been appointed as the Investor Relations Officer of the Fund.

### Procedure followed for Investment Decisions

The Fund Managers of the Scheme(s) are responsible for making buy/sell decisions in respect of the securities in the Scheme's portfolio and to develop a well diversified portfolio, while taking into account various factors such as liquidity and credit risk. The investment decisions are made on a daily basis keeping in view the market conditions and all relevant aspects.

The Board of the AMC has constituted Risk Management Committee (also known as Front Office Management Committee) that meets at periodic intervals. The Investment Management Committee, at its meetings, reviews investments, including investments in unrated debt instruments. The approval of unrated debt instruments is based on parameters laid down by the Board of the AMC and the Trustees. The details of such investments are communicated by the AMC to the Trustees in their periodical reports along with a disclosure regarding how the parameters have been complied with. Such reportings shall be in the manner prescribed by SEBI from time to time. The Committee also reviews the performance of the Schemes and general market outlook and formulates the broad investment strategy at their meetings.

It is the responsibility of the AMC to ensure that the investments are made as per the internal/Regulatory guidelines, Scheme investment objectives and in the best interest of the Unitholders of the Scheme. The Fund may follow internal guidelines as approved by the Board of the AMC and the Trustees from time to time. Internal guidelines shall be subject to change and may be amended from time to time in the best interest of the Unitholders. The amendments will be approved by the Board of the AMC and the Trustees of the Mutual Fund.

The Fund Managers of the various Equities & Fixed Income Schemes present to the Board of the AMC and the Trustees periodically, the performance of the Schemes. The performance of the Scheme will be reviewed by the Boards with reference to the appropriate benchmarks.

The performance of the schemes shall be benchmarked against the respective Benchmark Index mentioned in the Scheme Information Document read with the addendums issued from time to time. However, the schemes performance may not be strictly comparable with the performance of their Index due to the inherent differences in the construction of the portfolios.

The Fund Managers of the various Equities & Fixed Income Schemes will bring to the notice of the AMC Board, specific factors if any, which are impacting the performance of the Scheme. The Board on consideration of all relevant factors may, if necessary, give appropriate directions to the AMC. Similarly, the performance of the Scheme will be submitted to the Trustees. The Fund Managers of the various Equities & Fixed Income Schemes will explain to the Trustees, the details on the Schemes' performance vis-à-vis the benchmark returns.

The AMC will keep a record of all investment decisions.

## F. Service providers

### 1. Custodian

Standard Chartered Bank (SCB), Crescenzo, Securities Services, 3rd Floor, C-38/39, G-Block, Bandra Kurla Complex, Bandra East, Mumbai - 400051 has been appointed as Custodian of the Scheme(s) of the Mutual Fund. The Custodian has been registered with SEBI under the SEBI (Custodians of Securities) Regulations, 1996, and has been awarded registration number IN/CUS/006 dated October 31, 2012. The Mutual Fund has entered into a Custody Agreement dated May 11, 2013, with the Custodian, and the salient features of the said Agreement are to:

- Provide post-trading and custodial services to the Mutual Fund
- Ensure benefits due on the holdings are received
- Provide detailed information and other reports as required by

the AMC

- Maintain confidentiality of the transactions
- Be responsible for the loss or damage to the assets belonging to the Scheme due to negligence on its part or on the part of its approved agents
- Segregate assets of each Scheme

The Custodian shall not assign, transfer, hypothecate, pledge, lend, use or otherwise dispose any assets or property, except pursuant to instruction from the Trustees/AMC or under the express provisions of the Custody Agreement.

The Custodian will be entitled to remuneration for its services in accordance with the terms of the Custody Agreement. The Trustees have the right to change the Custodian, if necessary.

## 2. Registrar & Transfer Agents

Computer Age Management Services Ltd. (CAMS) having registered office at New No. 10, Old No. 178, M G R Salai, Opp. Hotel Palm Grove, Nungambakkam, Chennai 600 034 has been appointed as Registrar, Transfer Agents and dividend paying agent. The Registrar is registered with SEBI under the SEBI (Registrars to an Issue and Share Transfer Agents) Regulations, 1993 vide registration number INR000002813. As Registrars to the Scheme, CAMS will handle communications with investors, perform data entry services and despatch account statements. The Board of AMC and Trustees have ensured that the Registrar has adequate capacity to discharge responsibilities with regard to processing of applications and dispatching account statements/issue units in dematerialized form to unitholders within the time limit prescribed in the Regulations and also have sufficient capacity to handle investor complaints.

## 3. Statutory Auditor

M S K A & Associates, 602, Floor 6, Raheja Titanium, Western Express Highway, Geetanjali Railway Colony, Ram Nagar, Goregaon (E) Mumbai 400063 has been appointed as the Auditors for the Schemes of the Mutual Fund. The Trustees have the right to change the Auditors.

## 4. Legal Counsel

Bharucha & Partners, Hague Building, Sprott Road, Ballard Estate, Mumbai - 400 001, India, has been appointed as the Legal Advisor for the schemes of the Mutual Fund.

## 5. Fund Accountant

Standard Chartered Bank (SCB), Crescenzo, Securities Services, 3rd Floor, C- 38/39, G-Block, Bandra Kurla Complex, Bandra East, Mumbai - 400051 has been appointed as Fund Accountant for Schemes of the Mutual Fund. The Fund Accountant provides fund accounting, NAV calculation and other related services. The Fund Accountant is entitled to remuneration for its services in accordance with the terms of the Fund Administration Agreement. The Trustees/AMC have the right to change the Fund Accountant, if necessary.

## 6. Collecting Bankers

Name of Bank	Registered Office Address	SEBI Registration Number
The Hongkong and Shanghai Banking Corporation Limited	56/60, M. G. Road, Mumbai 400 001	INBI00000027

The AMC reserves the right to change/modify the collecting Bankers from time to time.

## II. CONDENSED FINANCIAL INFORMATION (CFI)

Historical Per Unit Statistics is presented scheme wise for all the schemes launched by the Mutual Fund during the last three fiscal years (excluding redeemed schemes) for each of the last three fiscal years.

### Condensed Financial Information as of 31 March, 2022

HISTORICAL PER UNIT STATISTICS	HSBC Infrastructure Equity Fund			HSBC Small cap Equity Fund		
	1-Apr-21 31-Mar-22	1-Apr-20 31-Mar-21	1-Apr-19 31-Mar-20	1-Apr-21 31-Mar-22	1-Apr-20 31-Mar-21	1-Apr-19 31-Mar-20
<b>NAV at the beginning of the period (Rs.) ^^^</b>						
Dividend Option	17.3564	8.5072	15.2886	23.5242	11.4695	19.9691
Growth Option	20.4049	10.0015	17.9740	64.2047	31.3039	50.4052
Monthly Dividend Option	N.A	N.A	N.A	N.A	N.A	N.A
Quarterly Dividend Option	N.A	N.A	N.A	N.A	N.A	N.A
Direct Plan – Growth Option	21.9102	10.5951	18.7982	69.1529	33.2412	52.8057
Direct Plan – Dividend Option	18.5562	8.9930	15.9821	30.1786	14.5087	24.5479
Direct Plan – Monthly Dividend Option	N.A	N.A	N.A	N.A	N.A	N.A
Direct Plan – Quarterly Dividend Option	N.A	N.A	N.A	N.A	N.A	N.A
<b>Dividend paid per unit during the year (Individual/HUF) (Rs.) #</b>						
Dividend Option	N.A	N.A	N.A	–	–	1.3281
Monthly Option – Dividend	N.A	N.A	N.A	N.A	N.A	N.A
Quarterly Option – Dividend	N.A	N.A	N.A	N.A	N.A	N.A
Direct Plan – Dividend Option	N.A	N.A	N.A	2.0000	–	1.3281
Direct Plan – Monthly Dividend Option	N.A	N.A	N.A	N.A	N.A	N.A
Direct Plan – Quarterly Dividend Option	N.A	N.A	N.A	N.A	N.A	N.A
<b>Dividend paid per unit during the year (Others) (Rs.) #</b>						
Dividend Option	N.A	N.A	N.A	–	–	1.3281
Monthly Option – Dividend	N.A	N.A	N.A	N.A	N.A	N.A
Quarterly Option – Dividend	N.A	N.A	N.A	N.A	N.A	N.A
Direct Plan – Dividend Option	N.A	N.A	N.A	2.0000	–	1.3281
Direct Plan – Monthly Dividend Option	N.A	N.A	N.A	N.A	N.A	N.A
Direct Plan – Quarterly Dividend Option	N.A	N.A	N.A	N.A	N.A	N.A
<b>NAV at the End of the year/period (Rs.)</b>						
Dividend Option	21.2235	17.3564	8.5072	31.4700	23.5242	11.4695
Growth Option	24.9513	20.4049	10.0015	85.8914	64.2047	31.3039
Monthly Dividend Option	N.A	N.A	N.A	N.A	N.A	N.A
Quarterly Dividend Option	N.A	N.A	N.A	N.A	N.A	N.A
Direct Plan – Growth Option	27.1692	21.9102	10.5951	93.8553	69.1529	33.2412
Direct Plan – Dividend Option	22.9495	18.5562	8.9930	38.4472	30.1786	14.5087
Direct Plan – Monthly Dividend Option	N.A	N.A	N.A	N.A	N.A	N.A
Direct Plan – Quarterly Dividend Option	N.A	N.A	N.A	N.A	N.A	N.A
<b>Net Assets at End of Year/period (Rs. In Crores)</b>	110.98	97.61	55.58	321.08	325.43	246.50
<b>Ratio of Recurring Expenses to Average Daily Net Assets (%) (Annualised)</b>	2.53%	2.52%	2.52%	2.35%	2.33%	2.19%
<b>Date of Allotment Direct</b>	01–01–2013			01–01–2013		
<b>Date of Allotment Regular</b>	23 Feb 06			19 May 05		
<b>Annualised Returns (Since inception) **</b>						
Direct	8.79%	7.08%	-2.21%	17.76%	15.75%	6.76%
<b>Market Value (Value of Rs. 10,000 invested)</b>	21,800.00	17,580.00	8,501.00	45,371.00	33,429.00	16,069.00
Regular	5.84%	4.83%	0.00%	13.59%	12.43%	7.97%
<b>Market Value (Value of Rs. 10,000 invested)</b>	24,951.00	20,395.00	10,000.00	85,892.00	64,245.00	31,293.00
<b>Benchmark Returns (Since inception)</b>						
Direct	NA +	NA +	N.A +	NA +	NA	0.92%
<b>Market Value (Value of Rs. 10,000 invested)</b>	NA	NA	NA	NA	NA	10,690.00
Regular	NA +	NA +	N.A +	NA +	NA +	N.A +

HISTORICAL PER UNIT STATISTICS	HSBC Infrastructure Equity Fund			HSBC Small cap Equity Fund		
	1-Apr-21 31-Mar-22	1-Apr-20 31-Mar-21	1-Apr-19 31-Mar-20	1-Apr-21 31-Mar-22	1-Apr-20 31-Mar-21	1-Apr-19 31-Mar-20
Market Value (Value of Rs. 10,000 invested)	NA	NA	NA	NA	NA	NA
Performance of Additional Benchmark (Since inception) 1						
Direct	13.72%	12.95%	6.53%	13.72%	12.95%	6.53%
Market Value (Value of Rs. 10,000 invested)	32,831.00	27,300.00	15,823.00	32,831.00	27,300.00	15,823.00
Regular	12.77%	12.29%	8.92%	15.16%	14.84%	11.74%
Market Value (Value of Rs. 10,000 invested)	69,301.00	57,628.00	33,387.00	108,238.00	89,967.00	52,142.00
Performance of Additional Benchmark (Since inception) 2						
Direct	NA	NA	NA	NA	NA	NA
Market Value (Value of Rs. 10,000 invested)	NA	NA	NA	NA	NA	NA
Regular	NA	NA	NA	NA	NA	NA
Market Value (Value of Rs. 10,000 invested)	NA	NA	NA	NA	NA	NA
Benchmark Index	S&P BSE India Infrastructure Index TRI			S&P BSE 250 Small Cap Index TRI		
Additional Benchmark Index 1	Nifty 50 TRI	Nifty 50 TRI	Nifty 50 TRI	Nifty 50 TRI	Nifty 50 TRI	Nifty 50 TRI
Additional Benchmark Index 2	NA	NA	NA	NA	NA	NA

HISTORICAL PER UNIT STATISTICS	HSBC Tax Saver Equity Fund			HSBC Global Emerging Markets Fund		
	1-Apr-21 31-Mar-22	1-Apr-20 31-Mar-21	1-Apr-19 31-Mar-20	1-Apr-21 31-Mar-22	1-Apr-20 31-Mar-21	1-Apr-19 31-Mar-20
NAV at the beginning of the period (Rs.) ^^^						
Dividend Option	22.4464	14.0179	20.6025	19.1009	12.2729	13.3009
Growth Option	45.4780	27.7477	37.4599	19.9645	12.8277	13.9022
Monthly Dividend Option	N.A	N.A	N.A	N.A	N.A	N.A
Quarterly Dividend Option	N.A	N.A	N.A	N.A	N.A	N.A
Direct Plan – Growth Option	48.7781	29.3882	39.1895	21.1886	13.5144	14.5431
Direct Plan – Dividend Option	23.6978	14.7860	21.6532	20.2737	12.9349	13.9257
Direct Plan – Monthly Dividend Option	N.A	N.A	N.A	N.A	N.A	N.A
Direct Plan – Quarterly Dividend Option	N.A	N.A	N.A	N.A	N.A	N.A
Dividend paid per unit during the year (Individual/HUF) (Rs.) #						
Dividend Option	1.0000	0.5000	1.5495	1.2500	–	–
Monthly Option – Dividend	N.A	N.A	N.A	N.A	N.A	N.A
Quarterly Option – Dividend	N.A	N.A	N.A	N.A	N.A	N.A
Direct Plan – Dividend Option	1.1000	0.7500	1.7708	1.3500	–	–
Direct Plan – Monthly Dividend Option	N.A	N.A	N.A	N.A	N.A	N.A
Direct Plan – Quarterly Dividend Option	N.A	N.A	N.A	N.A	N.A	N.A
Dividend paid per unit during the year (Others) (Rs.) #						
Dividend Option	1.0000	0.5000	1.5495	1.2500	–	–
Monthly Option – Dividend	N.A	N.A	N.A	N.A	N.A	N.A
Quarterly Option – Dividend	N.A	N.A	N.A	N.A	N.A	N.A
Direct Plan – Dividend Option	1.1000	0.7500	1.7708	1.3500	–	–
Direct Plan – Monthly Dividend Option	N.A	N.A	N.A	N.A	N.A	N.A
Direct Plan – Quarterly Dividend Option	N.A	N.A	N.A	N.A	N.A	N.A
NAV at the End of the year/period (Rs.)						
Dividend Option	26.7156	22.4464	14.0179	16.4772	19.1009	12.2729
Growth Option	56.1559	45.4780	27.7477	18.5382	19.9645	12.8277
Monthly Dividend Option	N.A	N.A	N.A	N.A	N.A	N.A
Quarterly Dividend Option	N.A	N.A	N.A	N.A	N.A	N.A
Direct Plan – Growth Option	60.9947	48.7781	29.3882	19.8147	21.1886	13.5144
Direct Plan – Dividend Option	28.4709	23.6978	14.7860	17.5948	20.2737	12.9349
Direct Plan – Monthly Dividend Option	N.A	N.A	N.A	N.A	N.A	N.A



HISTORICAL PER UNIT STATISTICS	HSBC Tax Saver Equity Fund			HSBC Global Emerging Markets Fund		
	1-Apr-21 31-Mar-22	1-Apr-20 31-Mar-21	1-Apr-19 31-Mar-20	1-Apr-21 31-Mar-22	1-Apr-20 31-Mar-21	1-Apr-19 31-Mar-20
Direct Plan – Quarterly Dividend Option	N.A	N.A	N.A	N.A	N.A	N.A
Net Assets at End of Year/period (Rs. In Crores)	195.27	169.44	111.25	15.10	18.33	8.22
Ratio of Recurring Expenses to Average Daily Net Assets (%) (Annualised)	2.45%	2.46%	2.46%	1.34%	1.38%	1.42%
Date of Allotment Direct	01 Jan 13			02 Jan 13		
Date of Allotment Regular	05 Jan 07			17 Mar 08		
Annualised Returns (Since inception) **						
Direct	14.84%	13.66%	7.88%	6.26%	7.91%	2.49%
Market Value (Value of Rs. 10,000 invested)	35,965.00	28,761.00	17,328.00	17,525.00	18,741.00	11,953.00
Regular	11.99%	11.22%	8.01%	4.49%	5.44%	2.09%
Market Value (Value of Rs. 10,000 invested)	56,156.00	45,480.00	27,745.00	18,538.00	19,959.00	12,830.00
Benchmark Returns (Since inception)						
Direct	14.35%	13.65%	6.97%	6.80%	8.75%	3.68%
Market Value (Value of Rs. 10,000 invested)	34,570.00	28,269.00	16,300.00	18,374.00	19,979.00	12,995.00
Regular	11.62%	11.27% +	7.47% +	7.71%	9.03%	5.96%
Market Value (Value of Rs. 10,000 invested)	53,464.00	45,772.00	25,964.00	28,401.00	30,892.00	20,085.00
Performance of Additional Benchmark (Since inception) 1						
Direct	13.72%	12.95%	6.53%	13.63%	12.85%	6.43%
Market Value (Value of Rs. 10,000 invested)	32,831.00	27,300.00	15,823.00	32,598.00	27,106.00	15,711.00
Regular	11.50%	10.91%	7.27%	11.45%	10.80%	6.80%
Market Value (Value of Rs. 10,000 invested)	52,559.00	43,707.00	25,331.00	45,826.00	38,115.00	22,089.00
Performance of Additional Benchmark (Since inception) 2						
Direct	NA	NA	NA	NA	NA	NA
Market Value (Value of Rs. 10,000 invested)	NA	NA	NA	NA	NA	NA
Regular	NA	NA	NA	NA	NA	NA
Market Value (Value of Rs. 10,000 invested)	NA	NA	NA	NA	NA	NA
Benchmark Index	NIFTY 500 TRI +	S&P BSE 200 TRI		MSCI Emerging Markets Index TRI		
Additional Benchmark Index 1	Nifty 50 TRI	Nifty 50 TRI		Nifty 50 TRI		
Additional Benchmark Index 2	NA	NA	NA	NA	NA	NA

HISTORICAL PER UNIT STATISTICS	HSBC Large Cap Equity Fund			HSBC Regular Savings Fund		
	1-Apr-21 31-Mar-22	1-Apr-20 31-Mar-21	1-Apr-19 31-Mar-20	1-Apr-21 31-Mar-22	1-Apr-20 31-Mar-21	1-Apr-19 31-Mar-20
NAV at the beginning of the period (Rs.) ^^^						
Dividend Option	34.5804	20.9928	28.7480	N.A	N.A	N.A
Growth Option	272.0638	165.1620	209.8195	42.8122	36.5567	36.6081
Monthly Dividend Option	N.A	N.A	N.A	12.5333	11.3521	12.2126
Quarterly Dividend Option	N.A	N.A	N.A	15.5474	13.2757	13.2943
Direct Plan – Growth Option	290.2409	174.5429	219.6711	45.7562	38.3999	37.8347
Direct Plan – Dividend Option	34.4522	22.2974	30.3547	N.A	N.A	N.A
Direct Plan – Monthly Dividend Option	N.A	N.A	N.A	16.0742	14.4354	15.4086
Direct Plan – Quarterly Dividend Option	N.A	N.A	N.A	13.8736	12.4332	13.2363
Dividend paid per unit during the year (Individual/HUF) (Rs.) #						
Dividend Option	–	–	1.9922	N.A	N.A	N.A
Monthly Option – Dividend	N.A	N.A	N.A	0.7450	0.7200	0.6267
Quarterly Option – Dividend	N.A	N.A	N.A	0.2200	–	–
Direct Plan – Dividend Option	3.0000	2.5000	2.2135	N.A	N.A	N.A
Direct Plan – Monthly Dividend Option	N.A	N.A	N.A	0.9850	0.9600	0.8284

HISTORICAL PER UNIT STATISTICS	HSBC Large Cap Equity Fund			HSBC Regular Savings Fund		
	1-Apr-21 31-Mar-22	1-Apr-20 31-Mar-21	1-Apr-19 31-Mar-20	1-Apr-21 31-Mar-22	1-Apr-20 31-Mar-21	1-Apr-19 31-Mar-20
Direct Plan – Quarterly Dividend Option	N.A	N.A	N.A	0.8800	0.8100	0.6843
<b>Dividend paid per unit during the year (Others) (Rs.) #</b>						
Dividend Option	–	–	1.9922	N.A	N.A	N.A
Monthly Option – Dividend	N.A	N.A	N.A	0.7450	0.7200	0.5803
Quarterly Option – Dividend	N.A	N.A	N.A	0.2200	–	–
Direct Plan – Dividend Option	3.0000	2.5000	2.2135	N.A	N.A	N.A
Direct Plan – Monthly Dividend Option	N.A	N.A	N.A	0.9850	0.9600	0.7671
Direct Plan – Quarterly Dividend Option	N.A	N.A	N.A	0.8800	0.8100	0.6337
<b>NAV at the End of the year/period (Rs.)</b>						
Dividend Option	39.7370	34.5804	20.9928	N.A	N.A	N.A
Growth Option	312.6348	272.0638	165.1620	46.3294	42.8122	36.5567
Monthly Dividend Option	N.A	N.A	N.A	12.7999	12.5333	11.3521
Quarterly Dividend Option	N.A	N.A	N.A	16.6037	15.5474	13.2757
Direct Plan – Growth Option	336.6810	290.2409	174.5429	50.2641	45.7562	38.3999
Direct Plan – Dividend Option	36.9983	34.4522	22.2974	N.A	N.A	N.A
Direct Plan – Monthly Dividend Option	N.A	N.A	N.A	16.5744	16.0742	14.4354
Direct Plan – Quarterly Dividend Option	N.A	N.A	N.A	14.2827	13.8736	12.4332
<b>Net Assets at End of Year/period (Rs. In Crores)</b>	766.38	700.54	504.87	96.68	81.25	87.97
<b>Ratio of Recurring Expenses to Average Daily Net Assets (%) (Annualised)</b>	2.32%	2.35%	2.26%	2.20%	2.24%	2.25%
<b>Date of Allotment Direct</b>	01 Jan 13			11 Jan 13		
<b>Date of Allotment Regular</b>	10 Dec 02			24 Feb 04		
<b>Annualised Returns (Since inception) **</b>						
Direct	13.17%	12.83%	6.96%	9.00%	8.90%	7.55%
<b>Market Value (Value of Rs. 10,000 invested)</b>	31,407.00	27,075.00	16,282.00	22,136.00	20,151.00	16,911.00
Regular	19.51%	19.76%	17.58%	8.83%	8.87%	8.38%
<b>Market Value (Value of Rs. 10,000 invested)</b>	312,633.00	271,957.00	165,204.00	46,329.00	42,804.00	36,561.00
<b>Benchmark Returns (Since inception)</b>						
Direct	14.01%	12.95%	6.53%	9.35%	9.64%	8.72%
<b>Market Value (Value of Rs. 10,000 invested)</b>	33,626.00	27,300.00	15,823.00	22,793.00	21,314.00	18,285.00
Regular	NA +	16.99% +	14.4% +	8.45%	8.54%	8.06%
<b>Market Value (Value of Rs. 10,000 invested)</b>	NA	177,148.00	102,757.00	43,479.00	40,638.00	34,860.00
<b>Performance of Additional Benchmark (Since inception) 1</b>						
Direct	13.72%	13.40%	7.25%	6.39%	7.06%	7.55%
<b>Market Value (Value of Rs. 10,000 invested)</b>	32,831.00	28,220.00	16,618.00	17,709.00	17,520.00	16,911.00
Regular	17.16%	17.67%	15.21%	5.60%	5.87%	6.01%
<b>Market Value (Value of Rs. 10,000 invested)</b>	213,127.00	196,989.00	116,111.00	26,820.00	26,538.30	25,615.00
<b>Performance of Additional Benchmark (Since inception) 2</b>						
Direct	NA	NA	NA	NA	NA	NA
<b>Market Value (Value of Rs. 10,000 invested)</b>	NA	NA	NA	NA	NA	NA
Regular	NA	NA	NA	NA	NA	NA
<b>Market Value (Value of Rs. 10,000 invested)</b>	NA	NA	NA	NA	NA	NA
<b>Benchmark Index</b>	NIFTY 100 TRI +	NIFTY 50 TRI +		CRISIL Hybrid 85+15- Conservative index		
<b>Additional Benchmark Index 1</b>	NIFTY 50 TRI +	S&P BSE Sensex TRI		CRISIL 10 Year Gilt Index		
<b>Additional Benchmark Index 2</b>	NA	NA	NA	NA	NA	NA

HISTORICAL PER UNIT STATISTICS	HSBC Flexi Cap Fund \$			HSBC Brazil Fund		
	1-Apr-21 31-Mar-22	1-Apr-20 31-Mar-21	1-Apr-19 31-Mar-20	1-Apr-21 31-Mar-22	1-Apr-20 31-Mar-21	1-Apr-19 31-Mar-20
<b>NAV at the beginning of the period (Rs.) ^^^</b>						
Dividend Option	28.7924	16.9351	24.0428	6.7781	5.3445	8.4173
Growth Option	106.9316	62.8951	89.2939	6.7781	5.3445	8.4173
Monthly Dividend Option	N.A	N.A	N.A	N.A	N.A	N.A
Quarterly Dividend Option	N.A	N.A	N.A	N.A	N.A	N.A
Direct Plan – Growth Option	114.5703	66.6134	93.5070	7.2034	5.6337	8.8048
Direct Plan – Dividend Option	27.9996	17.7475	26.9299	7.1989	5.6312	8.8048
Direct Plan – Monthly Dividend Option	N.A	N.A	N.A	N.A	N.A	N.A
Direct Plan – Quarterly Dividend Option	N.A	N.A	N.A	N.A	N.A	N.A
<b>Dividend paid per unit during the year (Individual/HUF) (Rs.) #</b>						
Dividend Option	–	–	–	N.A	N.A	N.A
Monthly Option – Dividend	N.A	N.A	N.A	N.A	N.A	N.A
Quarterly Option – Dividend	N.A	N.A	N.A	N.A	N.A	N.A
Direct Plan – Dividend Option	3.0000	2.5000	1.7708	N.A	N.A	N.A
Direct Plan – Monthly Dividend Option	N.A	N.A	N.A	N.A	N.A	N.A
Direct Plan – Quarterly Dividend Option	N.A	N.A	N.A	N.A	N.A	N.A
<b>Dividend paid per unit during the year (Others) (Rs.) #</b>						
Dividend Option	–	–	–	N.A	N.A	N.A
Monthly Option – Dividend	N.A	N.A	N.A	N.A	N.A	N.A
Quarterly Option – Dividend	N.A	N.A	N.A	N.A	N.A	N.A
Direct Plan – Dividend Option	3.0000	2.5000	1.7708	N.A	N.A	N.A
Direct Plan – Monthly Dividend Option	N.A	N.A	N.A	N.A	N.A	N.A
Direct Plan – Quarterly Dividend Option	N.A	N.A	N.A	N.A	N.A	N.A
<b>NAV at the End of the year/period (Rs.)</b>						
Dividend Option	35.2261	28.7924	16.9351	7.5743	6.7781	5.3445
Growth Option	130.8263	106.9316	62.8951	7.5743	6.7781	5.3445
Monthly Dividend Option	N.A	N.A	N.A	N.A	N.A	N.A
Quarterly Dividend Option	N.A	N.A	N.A	N.A	N.A	N.A
Direct Plan – Growth Option	141.8287	114.5703	66.6134	8.1121	7.2034	5.6337
Direct Plan – Dividend Option	31.5367	27.9996	17.7475	8.1059	7.1989	5.6312
Direct Plan – Monthly Dividend Option	N.A	N.A	N.A	N.A	N.A	N.A
Direct Plan – Quarterly Dividend Option	N.A	N.A	N.A	N.A	N.A	N.A
<b>Net Assets at End of Year/period (Rs. In Crores)</b>	407.41	362.33	275.84	34.75	18.09	12.16
<b>Ratio of Recurring Expenses to Average Daily Net Assets (%) (Annualised)</b>	2.49%	2.48%	2.49%	1.17%	1.25%	1.40%
<b>Date of Allotment Direct</b>	01 Jan 13			02 Jan 13		
<b>Date of Allotment Regular</b>	24 Feb 04			06-May-11		
<b>Annualised Returns (Since inception) **</b>						
Direct	15.22%	14.22%	7.95%	-2.26%	-3.93%	-7.64%
<b>Market Value (Value of Rs. 10,000 invested)</b>	37,064.00	29,941.00	17,408.00	8,094.00	7,187.00	5,621.00
Regular	15.26%	14.85%	12.09%	-2.51%	-3.85%	-6.79%
<b>Market Value (Value of Rs. 10,000 invested)</b>	130,826.00	106,860.00	62,878.00	7,574.00	6,777.00	5,345.00
<b>Benchmark Returns (Since inception)</b>						
Direct	14.35%	13.43%	6.62%	3.71%	1.43%	-2.87%
<b>Market Value (Value of Rs. 10,000 invested)</b>	34,570.00	28,269.00	15,920.00	14,002.00	11,241.00	8,099.00
Regular	15.16%	14.76%	11.69%	3.36%	1.54%	-1.96%
<b>Market Value (Value of Rs. 10,000 invested)</b>	128,861.00	105,437.00	59,360.00	14,335.00	11,635.00	8,383.00
<b>Performance of Additional Benchmark (Since inception) 1</b>						
Direct	13.72%	12.95%	6.53%	13.63%	12.85%	6.43%
<b>Market Value (Value of Rs. 10,000 invested)</b>	32,831.00	27,300.00	15,823.00	32,598.00	27,106.00	15,711.00
Regular	14.76%	14.45%	11.57%	12.45%	11.70%	6.37%

HISTORICAL PER UNIT STATISTICS	HSBC Flexi Cap Fund \$			HSBC Brazil Fund		
	1-Apr-21 31-Mar-22	1-Apr-20 31-Mar-21	1-Apr-19 31-Mar-20	1-Apr-21 31-Mar-22	1-Apr-20 31-Mar-21	1-Apr-19 31-Mar-20
Market Value (Value of Rs. 10,000 invested)	120,982.00	100,668.00	58,340.00	35,985.00	29,936.00	17,336.00
Performance of Additional Benchmark (Since inception) 2						
Direct	NA	NA	NA	NA	NA	NA
Market Value (Value of Rs. 10,000 invested)	NA	NA	NA	NA	NA	NA
Regular	NA	NA	NA	NA	NA	NA
Market Value (Value of Rs. 10,000 invested)	NA	NA	NA	NA	NA	NA
Benchmark Index	Nifty 500 TRI +			MSCI Brazil 10/40 Index TRI		
Additional Benchmark Index 1	Nifty 50 TRI			Nifty 50 TRI		
Additional Benchmark Index 2	NA	NA	NA	NA	NA	NA

HISTORICAL PER UNIT STATISTICS	HSBC Asia Pacific (Ex Japan) Div Yield Fund *			HSBC Managed Solutions India – Conservative		
	1-Apr-21 31-Mar-22	1-Apr-20 31-Mar-21	1-Apr-19 31-Mar-20	1-Apr-21 31-Mar-22	1-Apr-20 31-Mar-21	1-Apr-19 31-Mar-20
NAV at the beginning of the period (Rs.) ^^^						
Dividend Option	19.3173	13.1734	14.2259	16.7087	15.2368	14.8725
Growth Option	19.3173	13.1734	14.2259	16.7087	15.2368	14.8725
Monthly Dividend Option	N.A	N.A	N.A	N.A	N.A	N.A
Quarterly Dividend Option	N.A	N.A	N.A	N.A	N.A	N.A
Direct Plan – Growth Option	20.3285	13.7538	14.7464	17.1655	15.5363	15.0565
Direct Plan – Dividend Option	20.3203	13.7495	14.7464	!	!	!
Direct Plan – Monthly Dividend Option	N.A	N.A	N.A	N.A	N.A	N.A
Direct Plan – Quarterly Dividend Option	N.A	N.A	N.A	N.A	N.A	N.A
Dividend paid per unit during the year (Individual/HUF) (Rs.) #						
Dividend Option	N.A	N.A	N.A	N.A	N.A	N.A
Monthly Option – Dividend	N.A	N.A	N.A	N.A	N.A	N.A
Quarterly Option – Dividend	N.A	N.A	N.A	N.A	N.A	N.A
Direct Plan – Dividend Option	1.5000	–	–	N.A	N.A	N.A
Direct Plan – Monthly Dividend Option	N.A	N.A	N.A	N.A	N.A	N.A
Direct Plan – Quarterly Dividend Option	N.A	N.A	N.A	N.A	N.A	N.A
Dividend paid per unit during the year (Others) (Rs.) #						
Dividend Option	N.A	N.A	N.A	N.A	N.A	N.A
Monthly Option – Dividend	N.A	N.A	N.A	N.A	N.A	N.A
Quarterly Option – Dividend	N.A	N.A	N.A	N.A	N.A	N.A
Direct Plan – Dividend Option	1.5000	–	–	N.A	N.A	N.A
Direct Plan – Monthly Dividend Option	N.A	N.A	N.A	N.A	N.A	N.A
Direct Plan – Quarterly Dividend Option	N.A	N.A	N.A	N.A	N.A	N.A
NAV at the End of the year/period (Rs.)						
Dividend Option	18.9710	19.3173	13.1734	17.5018	16.7087	15.2368
Growth Option	18.9710	19.3173	13.1734	17.5018	16.7087	15.2368
Monthly Dividend Option	N.A	N.A	N.A	N.A	N.A	N.A
Quarterly Dividend Option	N.A	N.A	N.A	N.A	N.A	N.A
Direct Plan – Growth Option	20.1157	20.3285	13.7538	18.1150	17.1655	15.5363
Direct Plan – Dividend Option	18.5953	20.3203	13.7495	!	!	!
Direct Plan – Monthly Dividend Option	N.A	N.A	N.A	N.A	N.A	N.A
Direct Plan – Quarterly Dividend Option	N.A	N.A	N.A	N.A	N.A	N.A
Net Assets at End of Year/period (Rs. In Crores)	9.90	7.36	4.85	40.32	49.71	114.91
Ratio of Recurring Expenses to Average Daily Net Assets (%) (Annualised)	1.06%	1.12%	1.25%	0.90%	0.89%	0.88%
Date of Allotment Direct	24 Feb 14			30 Apr 14		



HISTORICAL PER UNIT STATISTICS	HSBC Asia Pacific (Ex Japan) Div Yield Fund *			HSBC Managed Solutions India – Conservative		
	1-Apr-21 31-Mar-22	1-Apr-20 31-Mar-21	1-Apr-19 31-Mar-20	1-Apr-21 31-Mar-22	1-Apr-20 31-Mar-21	1-Apr-19 31-Mar-20
<b>Date of Allotment Regular</b>	24 Feb 14			30 Apr 14		
<b>Annualised Returns (Since inception) **</b>						
Direct	9.01%	10.51%	5.36%	7.79%	8.12%	7.72%
<b>Market Value (Value of Rs. 10,000 invested)</b>	20,116.00	20,328.00	13,754.00	18,115.00	17,166.00	15,536.00
Regular	8.22%	9.72%	4.62%	7.32%	7.70%	7.37%
<b>Market Value (Value of Rs. 10,000 invested)</b>	18,971.00	19,323.00	13,173.00	17,502.00	16,712.00	15,238.00
<b>Benchmark Returns (Since inception)</b>						
Direct	8.65%	11.14%	5.35%	9.83%	10.16%	9.23%
<b>Market Value (Value of Rs. 10,000 invested)</b>	19,582.00	21,167.00	13,747.00	21,015.00	19,545.00	16,868.00
Regular	8.65%	11.14%	5.35%	9.83%	10.16%	9.23%
<b>Market Value (Value of Rs. 10,000 invested)</b>	19,582.00	21,171.00	13,744.00	21,015.00	19,541.00	16,870.00
<b>Performance of Additional Benchmark (Since inception) 1</b>						
Direct	15.06%	14.35%	6.89%	14.27%	13.43%	5.67%
<b>Market Value (Value of Rs. 10,000 invested)</b>	31,165.00	25,915.00	15,020.00	28,772.00	23,925.00	13,864.00
Regular	15.06%	14.35%	6.89%	14.27%	13.43%	5.67%
<b>Market Value (Value of Rs. 10,000 invested)</b>	31,165.00	25,915.00	15,016.00	28,772.00	23,925.00	13,864.00
<b>Performance of Additional Benchmark (Since inception) 2</b>						
Direct	NA	NA	NA	7.38%	8.32%	9.14%
<b>Market Value (Value of Rs. 10,000 invested)</b>	NA	NA	NA	17,582.00	17,390.00	16,788.00
Regular	NA	NA	NA	7.38%	8.32%	9.14%
<b>Market Value (Value of Rs. 10,000 invested)</b>	NA	NA	NA	17,582.00	17,390.00	16,788.00
<b>Benchmark Index</b>	MSCI AC Asia Pacific ex Japan TRI			90% of CRISIL Composite Bond Fund Index and 10% of S&P BSE 200 TRI		
<b>Additional Benchmark Index 1</b>	Nifty 50 TRI			Nifty 50 TRI		
<b>Additional Benchmark Index 2</b>	NA	NA	NA	CRISIL 10 Year Gilt Index		

HISTORICAL PER UNIT STATISTICS	HSBC Managed Solutions India – Growth			HSBC Managed Solutions India – Moderate		
	1-Apr-21 31-Mar-22	1-Apr-20 31-Mar-21	1-Apr-19 31-Mar-20	1-Apr-21 31-Mar-22	1-Apr-20 31-Mar-21	1-Apr-19 31-Mar-20
<b>NAV at the beginning of the period (Rs.) ^^^</b>						
Dividend Option	22.7661	14.2510	17.9494	21.3108	14.4780	17.1417
Growth Option	22.7661	14.2510	17.9494	21.3108	14.4780	17.1417
Monthly Dividend Option	N.A	N.A	N.A	N.A	N.A	N.A
Quarterly Dividend Option	N.A	N.A	N.A	N.A	N.A	N.A
Direct Plan – Growth Option	23.2324	14.4912	18.1892	21.8346	14.7463	17.3537
Direct Plan – Dividend Option	23.2324	14.4912	18.1892	13.6881	9.2475	10.4247
Direct Plan – Monthly Dividend Option	N.A	N.A	N.A	N.A	N.A	N.A
Direct Plan – Quarterly Dividend Option	N.A	N.A	N.A	N.A	N.A	N.A
<b>Dividend paid per unit during the year (Individual/HUF) (Rs.) #</b>						
Dividend Option	N.A	N.A	N.A	N.A	N.A	N.A
Monthly Option – Dividend	N.A	N.A	N.A	N.A	N.A	N.A
Quarterly Option – Dividend	N.A	N.A	N.A	N.A	N.A	N.A
Direct Plan – Dividend Option	N.A	N.A	N.A	N.A	N.A	N.A
Direct Plan – Monthly Dividend Option	N.A	N.A	N.A	N.A	N.A	N.A
Direct Plan – Quarterly Dividend Option	N.A	N.A	N.A	N.A	N.A	N.A
<b>Dividend paid per unit during the year (Others) (Rs.) #</b>						
Dividend Option	N.A	N.A	N.A	N.A	N.A	N.A
Monthly Option – Dividend	N.A	N.A	N.A	N.A	N.A	N.A
Quarterly Option – Dividend	N.A	N.A	N.A	N.A	N.A	N.A

HISTORICAL PER UNIT STATISTICS	HSBC Managed Solutions India – Growth			HSBC Managed Solutions India – Moderate		
	1-Apr-21 31-Mar-22	1-Apr-20 31-Mar-21	1-Apr-19 31-Mar-20	1-Apr-21 31-Mar-22	1-Apr-20 31-Mar-21	1-Apr-19 31-Mar-20
Direct Plan – Dividend Option	N.A	N.A	N.A	N.A	N.A	N.A
Direct Plan – Monthly Dividend Option	N.A	N.A	N.A	N.A	N.A	N.A
Direct Plan – Quarterly Dividend Option	N.A	N.A	N.A	N.A	N.A	N.A
<b>NAV at the End of the year/period (Rs.)</b>						
Dividend Option	26.6468	22.7661	14.2510	24.3650	21.3108	14.4780
Growth Option	26.6468	22.7661	14.2510	24.3650	21.3108	14.4780
Monthly Dividend Option	N.A	N.A	N.A	N.A	N.A	N.A
Quarterly Dividend Option	N.A	N.A	N.A	N.A	N.A	N.A
Direct Plan – Growth Option	27.2884	23.2324	14.4912	25.1141	21.8346	14.7463
Direct Plan – Dividend Option	27.2884	23.2324	14.4912	15.7375	13.6881	9.2475
Direct Plan – Monthly Dividend Option	N.A	N.A	N.A	N.A	N.A	N.A
Direct Plan – Quarterly Dividend Option	N.A	N.A	N.A	N.A	N.A	N.A
<b>Net Assets at End of Year/period (Rs. In Crores)</b>	39.86	40.30	51.15	69.33	68.73	93.46
<b>Ratio of Recurring Expenses to Average Daily Net Assets (%) (Annualised)</b>	0.51%	0.51%	0.50%	0.74%	0.74%	0.74%
<b>Date of Allotment Direct</b>	30 Apr 14			30 Apr 14		
<b>Date of Allotment Regular</b>	30 Apr 14			30 Apr 14		
<b>Annualised Returns (Since inception) **</b>						
Direct	13.51%	12.95%	6.46%	12.32%	11.94%	6.78%
<b>Market Value (Value of Rs. 10,000 invested)</b>	27,288.00	23,232.00	14,491.00	25,114.00	21,835.00	14,746.00
Regular	13.17%	12.62%	6.16%	11.90%	11.55%	6.45%
<b>Market Value (Value of Rs. 10,000 invested)</b>	26,647.00	22,769.00	14,249.00	24,365.00	21,313.00	14,481.00
<b>Benchmark Returns (Since inception)</b>						
Direct	14.58%	13.90%	7.03%	13.48%	13.22%	8.00%
<b>Market Value (Value of Rs. 10,000 invested)</b>	29,392.00	24,618.00	14,957.00	27,236.00	23,623.00	15,775.00
Regular	14.58%	13.90%	7.03%	13.48%	13.22%	8.00%
<b>Market Value (Value of Rs. 10,000 invested)</b>	29,392.00	24,622.00	14,954.00	27,236.00	23,622.00	15,775.00
<b>Performance of Additional Benchmark (Since inception) 1</b>						
Direct	14.27%	13.43%	5.67%	14.27%	13.43%	5.67%
<b>Market Value (Value of Rs. 10,000 invested)</b>	28,772.00	23,925.00	13,864.00	28,772.00	23,925.00	13,864.00
Regular	14.27%	13.43%	5.67%	14.27%	13.43%	5.67%
<b>Market Value (Value of Rs. 10,000 invested)</b>	28,772.00	23,925.00	13,864.00	28,772.00	23,925.00	13,864.00
<b>Performance of Additional Benchmark (Since inception) 2</b>						
Direct	7.38%	8.32%	9.14%	7.38%	8.32%	9.14%
<b>Market Value (Value of Rs. 10,000 invested)</b>	17,582.00	17,390.00	16,788.00	17,582.00	17,390.00	16,788.00
Regular	7.38%	8.32%	9.14%	7.38%	8.32%	9.14%
<b>Market Value (Value of Rs. 10,000 invested)</b>	17,582.00	17,390.00	16,788.00	17,582.00	17,390.00	16,788.00
<b>Benchmark Index</b>	20% of CRISIL Composite Bond Fund Index and 80% of S&P BSE 200 TRI			CRISIL Hybrid 35 plus 65 Aggressive Index		
<b>Additional Benchmark Index 1</b>	Nifty 50 TRI			Nifty 50 TRI		
<b>Additional Benchmark Index 2</b>	CRISIL 10 Year Gilt Index			CRISIL 10 Year Gilt Index		

HISTORICAL PER UNIT STATISTICS	HSBC Equity Hybrid Fund			HSBC Large and Mid Cap Equity Fund		
	1-Apr-21 31-Mar-22	1-Apr-20 31-Mar-21	1-Apr-19 31-Mar-20	1-Apr-21 31-Mar-22	1-Apr-20 31-Mar-21	1-Apr-19 31-Mar-20
<b>NAV at the beginning of the period (Rs.) ^^^</b>						
Dividend Option	13.7021	9.2063	10.9061	13.0251	7.7100	10.0094
Growth Option	13.7021	9.2063	10.9061	13.0251	7.7100	10.0094
Monthly Dividend Option	N.A	N.A	N.A	N.A	N.A	N.A
Quarterly Dividend Option	N.A	N.A	N.A	N.A	N.A	N.A

HISTORICAL PER UNIT STATISTICS	HSBC Equity Hybrid Fund			HSBC Large and Mid Cap Equity Fund		
	1-Apr-21 31-Mar-22	1-Apr-20 31-Mar-21	1-Apr-19 31-Mar-20	1-Apr-21 31-Mar-22	1-Apr-20 31-Mar-21	1-Apr-19 31-Mar-20
Direct Plan – Growth Option	14.1832	9.3902	10.9665	13.4616	7.8362	10.0102
Direct Plan – Dividend Option	14.1627	9.3831	10.9665	13.4483	7.8331	10.0102
Direct Plan – Monthly Dividend Option	N.A	N.A	N.A	N.A	N.A	N.A
Direct Plan – Quarterly Dividend Option	N.A	N.A	N.A	N.A	N.A	N.A
<b>Dividend paid per unit during the year (Individual/HUF) (Rs.) #</b>						
Dividend Option	0.9000	–	–	N.A	N.A	N.A
Monthly Option – Dividend	N.A	N.A	N.A	N.A	N.A	N.A
Quarterly Option – Dividend	N.A	N.A	N.A	N.A	N.A	N.A
Direct Plan – Dividend Option	0.9500	–	–	N.A	N.A	N.A
Direct Plan – Monthly Dividend Option	N.A	N.A	N.A	N.A	N.A	N.A
Direct Plan – Quarterly Dividend Option	N.A	N.A	N.A	N.A	N.A	N.A
<b>Dividend paid per unit during the year (Others) (Rs.) #</b>						
Dividend Option	0.9000	–	–	N.A	N.A	N.A
Monthly Option – Dividend	N.A	N.A	N.A	N.A	N.A	N.A
Quarterly Option – Dividend	N.A	N.A	N.A	N.A	N.A	N.A
Direct Plan – Dividend Option	0.9500	–	–	N.A	N.A	N.A
Direct Plan – Monthly Dividend Option	N.A	N.A	N.A	N.A	N.A	N.A
Direct Plan – Quarterly Dividend Option	N.A	N.A	N.A	N.A	N.A	N.A
<b>NAV at the End of the year/period (Rs.)</b>						
Dividend Option	14.8353	13.7021	9.2063	15.7460	13.0251	7.7100
Growth Option	15.7037	13.7021	9.2063	15.7460	13.0251	7.7100
Monthly Dividend Option	N.A	N.A	N.A	N.A	N.A	N.A
Quarterly Dividend Option	N.A	N.A	N.A	N.A	N.A	N.A
Direct Plan – Growth Option	16.4978	14.1832	9.3902	16.5525	13.4616	7.8362
Direct Plan – Dividend Option	15.5374	14.1627	9.3831	16.5249	13.4483	7.8331
Direct Plan – Monthly Dividend Option	N.A	N.A	N.A	N.A	N.A	N.A
Direct Plan – Quarterly Dividend Option	N.A	N.A	N.A	N.A	N.A	N.A
<b>Net Assets at End of Year/period (Rs. In Crores)</b>	500.27	487.46	483.22	505.83	487.17	502.69
<b>Ratio of Recurring Expenses to Average Daily Net Assets (%) (Annualised)</b>	2.46%	2.47%	2.42%	2.45%	2.44%	2.39%
<b>Date of Allotment Direct</b>	22 Oct 18			28 Mar 19		
<b>Date of Allotment Regular</b>	22 Oct 18			28 Mar 19		
<b>Annualised Returns (Since inception) **</b>						
Direct	15.66%	15.39%	-4.27%	18.22%	15.93%	-21.43%
<b>Market Value (Value of Rs. 10,000 invested)</b>	16,498.00	14,183.00	9,390.00	16,553.00	13,462.00	7,836.00
Regular	14.01%	13.77%	-5.58%	16.27%	14.05%	-22.68%
<b>Market Value (Value of Rs. 10,000 invested)</b>	15,704.00	13,702.00	9,206.00	15,746.00	13,026.00	7,710.00
<b>Benchmark Returns (Since inception)</b>						
Direct	15.93%	16.38%	-6.05%	18.56%	16.46%	-26.67%
<b>Market Value (Value of Rs. 10,000 invested)</b>	16,630.00	14,424.00	9,140.00	16,697.00	13,586.00	7,308.00
Regular	15.93%	16.38%	-6.05%	18.56%	16.46%	-26.67%
<b>Market Value (Value of Rs. 10,000 invested)</b>	16,630.00	14,482.00	9,140.00	16,697.00	13,586.00	7,308.00
<b>Performance of Additional Benchmark (Since inception) 1</b>						
Direct	18.11%	17.24%	-10.34%	15.99%	13.92%	-24.44%
<b>Market Value (Value of Rs. 10,000 invested)</b>	17,730.00	14,743.00	8,545.00	15,629.00	12,996.00	7,532.00
Regular	18.11%	17.24%	-10.34%	15.99%	13.92%	-24.44%
<b>Market Value (Value of Rs. 10,000 invested)</b>	17,730.00	14,744.00	8,545.00	15,629.00	12,996.00	7,533.00
<b>Performance of Additional Benchmark (Since inception) 2</b>						
Direct	NA	NA	NA	NA	NA	NA

HISTORICAL PER UNIT STATISTICS	HSBC Equity Hybrid Fund			HSBC Large and Mid Cap Equity Fund		
	1-Apr-21 31-Mar-22	1-Apr-20 31-Mar-21	1-Apr-19 31-Mar-20	1-Apr-21 31-Mar-22	1-Apr-20 31-Mar-21	1-Apr-19 31-Mar-20
Market Value (Value of Rs. 10,000 invested)	NA	NA	NA	NA	NA	NA
Regular	NA	NA	NA	NA	NA	NA
Market Value (Value of Rs. 10,000 invested)	NA	NA	NA	NA	NA	NA
Benchmark Index	CRISIL Hybrid 35+65 - Aggressive Fund Index +	A customized index with 70% weight to S&P BSE 200 and 30% weight to CRISIL Composite Bond Fund Index.		NIFTY Large Midcap 250 TRI		
Additional Benchmark Index 1	Nifty 50 TRI	Nifty 50 TRI		Nifty 50 TRI		
Additional Benchmark Index 2	NA	NA		NA	NA	

HISTORICAL PER UNIT STATISTICS	HSBC Focused Equity Fund +		HSBC Global Equity Climate Change FOF +		HSBC Mid Cap Fund \$+
	1-Apr-21 31-Mar-22	22-Jul-20 31-Mar-21	1-Apr-21 31-Mar-22	22-Mar-21 31-Mar-21	24-Sep-21 31-Mar-22
NAV at the beginning of the period (Rs.) ^^^					
Dividend Option	13.1961	N.A	10.0580	N.A	N.A
Growth Option	13.1961	N.A	10.0580	N.A	N.A
Monthly Dividend Option	N.A	N.A	N.A	N.A	N.A
Quarterly Dividend Option	N.A	N.A	N.A	N.A	N.A
Direct Plan – Growth Option	13.3476	N.A	10.0601	N.A	N.A
Direct Plan – Dividend Option	13.3476	N.A	10.0601	N.A	N.A
Direct Plan – Monthly Dividend Option	N.A	N.A	N.A	N.A	N.A
Direct Plan – Quarterly Dividend Option	N.A	N.A	N.A	N.A	N.A
Dividend paid per unit during the year (Individual/HUF) (Rs.) #					
Dividend Option	0.6500	–	N.A	N.A	N.A
Monthly Option – Dividend	N.A	N.A	N.A	N.A	N.A
Quarterly Option – Dividend	N.A	N.A	N.A	N.A	N.A
Direct Plan – Dividend Option	0.6600	–	N.A	N.A	N.A
Direct Plan – Monthly Dividend Option	N.A	N.A	N.A	N.A	N.A
Direct Plan – Quarterly Dividend Option	N.A	N.A	N.A	N.A	N.A
Dividend paid per unit during the year (Others) (Rs.) #					
Dividend Option	0.6500	–	N.A	N.A	N.A
Monthly Option – Dividend	N.A	N.A	N.A	N.A	N.A
Quarterly Option – Dividend	N.A	N.A	N.A	N.A	N.A
Direct Plan – Dividend Option	0.6600	–	N.A	N.A	N.A
Direct Plan – Monthly Dividend Option	N.A	N.A	N.A	N.A	N.A
Direct Plan – Quarterly Dividend Option	N.A	N.A	N.A	N.A	N.A
NAV at the End of the year/period (Rs.)					
Dividend Option	15.2018	13.1961	9.5466	10.0580	9.5643
Growth Option	15.9147	13.1961	9.5466	10.0580	9.5643
Monthly Dividend Option	N.A	N.A	N.A	N.A	N.A
Quarterly Dividend Option	N.A	N.A	N.A	N.A	N.A
Direct Plan – Growth Option	16.3635	13.3476	9.6253	10.0601	9.6330
Direct Plan – Dividend Option	15.6279	13.3476	9.6253	10.0601	9.6330
Direct Plan – Monthly Dividend Option	N.A	N.A	N.A	N.A	N.A
Direct Plan – Quarterly Dividend Option	N.A	N.A	N.A	N.A	N.A
Net Assets at End of Year/period (Rs. In Crores)	553.14	577.36	523.28	621.89	1,165.73
Ratio of Recurring Expenses to Average Daily Net Assets (%) (Annualised)	2.41%	2.43%	1.44%	1.40%	2.20%
Date of Allotment Direct	22-Jul-20		22-Mar-21		24-Sep-21
Date of Allotment Regular	22-Jul-20		22-Mar-21		24-Sep-21



HISTORICAL PER UNIT STATISTICS	HSBC Focused Equity Fund +		HSBC Global Equity Climate Change FOF +		HSBC Mid Cap Fund \$+
	1-Apr-21	22-Jul-20	1-Apr-21	22-Mar-21	24-Sep-21
	31-Mar-22	31-Mar-21	31-Mar-22	31-Mar-21	31-Mar-22
<b>Annualised Returns (Since inception) **</b>					
Direct	33.82%	₹₹ 33.48%	-3.66%	₹₹ 0.60%	₹₹ -7.13%
<b>Market Value (Value of Rs. 10,000 invested)</b>	16,364.00	12,311.00	9,625.00	10,001.00	9,633.00
Regular	31.64%	₹₹ 31.96%	-4.43%	₹₹ 0.58%	₹₹ -8.46%
<b>Market Value (Value of Rs. 10,000 invested)</b>	15,915.00	13,196.00	9,547.00	10,001.00	9,564.00
<b>Benchmark Returns (Since inception)</b>					
Direct	35.67%	₹₹ 35.93%	12.17%	₹₹ 1.06%	₹₹ -3.39%
<b>Market Value (Value of Rs. 10,000 invested)</b>	16,748.00	12,481.00	11,249.00	10,003.00	9,825.00
Regular	35.67%	₹₹ 35.93%	12.17%	₹₹ 1.06%	₹₹ -3.39%
<b>Market Value (Value of Rs. 10,000 invested)</b>	16,748.00	12,481.00	11,249.00	10,003.00	9,825.00
<b>Performance of Additional Benchmark (Since inception) 1</b>					
Direct	31.94%	₹₹ 32.84%	19.39%	₹₹ -0.29%	₹₹ -3.44%
<b>Market Value (Value of Rs. 10,000 invested)</b>	15,976.00	12,268.00	11,991.00	9,999.00	9,823.00
Regular	31.94%	₹₹ 32.84%	19.39%	₹₹ -0.29%	₹₹ -3.44%
<b>Market Value (Value of Rs. 10,000 invested)</b>	15,976.00	12,268.00	11,991.00	9,999.00	9,823.00
<b>Performance of Additional Benchmark (Since inception) 2</b>					
Direct	NA	NA	NA	NA	NA
<b>Market Value (Value of Rs. 10,000 invested)</b>	NA	NA	NA	NA	NA
Regular	NA	NA	NA	NA	NA
<b>Market Value (Value of Rs. 10,000 invested)</b>	NA	NA	NA	NA	NA
<b>Benchmark Index</b>	NIFTY 50 TRI +	S&P BSE 200 TRI	MSCI AC World Index TRI	S&P BSE 150 MidCap TRI +	
<b>Additional Benchmark Index 1</b>	Nifty 50 TRI	Nifty 50 TRI	Nifty 50 TRI	Nifty 50 TRI	
<b>Additional Benchmark Index 2</b>	NA	NA	NA	NA	

HISTORICAL PER UNIT STATISTICS	HSBC Low Duration Fund			HSBC Flexi Debt Fund		
	1-Apr-21	1-Apr-20	1-Apr-19	1-Apr-21	1-Apr-20	1-Apr-19
	31-Mar-22	31-Mar-21	31-Mar-20	31-Mar-22	31-Mar-21	31-Mar-20
<b>NAV at the beginning of the period (Rs.) ^^^</b>						
Growth Option	16.1886	15.7429	16.3418	28.0668	26.8240	24.2609
Daily Dividend Option	9.8407	9.5697	10.0519	N.A	N.A	N.A
Weekly Dividend Option	9.8543	9.5828	10.0493	N.A	N.A	N.A
Fortnightly Dividend Option	N.A	N.A	N.A	10.4849	10.6154	10.6023
Monthly Dividend Option	9.9373	9.6637	10.1539	10.4768	10.6405	10.6159
Quarterly Dividend Option	N.A	N.A	N.A	14.1072	13.4826	12.1943
Half Yearly Dividend Option	N.A	N.A	N.A	11.6755	11.8324	11.4963
Regular Option – Growth	23.2443	22.6722	23.6062	27.0033	25.8709	23.4554
Regular Option – Daily Dividend	9.7396	9.4999	10.0033	N.A	N.A	N.A
Regular Option – Weekly Dividend	9.7564	9.5163	10.0245	N.A	N.A	N.A
Regular Option – Monthly Dividend	N.A	N.A	N.A	17.0746	16.3586	14.8313
Regular Option – Quarterly Dividend	N.A	N.A	N.A	16.4741	15.7832	14.3097
Regular Option – Half Yearly Dividend	N.A	N.A	N.A	19.0990	18.2997	16.5920
Institutional Plus Option – Daily Dividend	!	!	18.6692	N.A	N.A	N.A
Direct Plan – Growth Option	17.2111	16.6003	17.0931	29.8957	28.3491	25.4419
Direct Plan – Weekly Dividend Option	10.0287	9.6749	10.0986	N.A	N.A	N.A
Direct Plan – Daily Dividend Option	10.0179	9.6644	10.0846	N.A	N.A	N.A
Direct Plan – Monthly Dividend Option	10.0158	9.9240	10.3582	10.2256	10.3761	10.3084
Direct Plan – Quarterly Dividend Option	N.A	N.A	N.A	11.8019	11.8830	11.4066
Direct Plan – Half Yearly Dividend Option	N.A	N.A	N.A	!	12.0032	10.9965

HISTORICAL PER UNIT STATISTICS	HSBC Low Duration Fund			HSBC Flexi Debt Fund		
	1-Apr-21 31-Mar-22	1-Apr-20 31-Mar-21	1-Apr-19 31-Mar-20	1-Apr-21 31-Mar-22	1-Apr-20 31-Mar-21	1-Apr-19 31-Mar-20
<b>Dividend paid per unit during the year (Individual/HUF) (Rs.) #</b>						
Regular Option – Daily Dividend	0.0403	–	0.0812	N.A	N.A	N.A
Regular Option – Weekly Dividend	0.0438	–	0.0841	N.A	N.A	N.A
Regular Option – Fortnightly Dividend	N.A	N.A	N.A	–	–	–
Regular Option – Quarterly Dividend	N.A	N.A	N.A	–	–	–
Daily Dividend	0.1423	–	0.0855	N.A	N.A	N.A
Weekly Dividend Option	–	–	0.0738	N.A	N.A	N.A
Fortnightly Dividend Option	N.A	N.A	N.A	0.2152	0.6128	0.7629
Monthly Option – Dividend	–	–	0.0888	0.1982	0.6473	0.7541
Quarterly Option – Dividend	N.A	N.A	N.A	–	–	–
Half Yearly Dividend Option	N.A	N.A	N.A	0.7000	0.7000	0.6123
Direct Plan – Weekly Dividend Option	0.0013	–	0.0985	N.A	N.A	N.A
Direct Plan – Daily Dividend Option	0.3541	–	0.0963	N.A	N.A	N.A
Direct Plan – Monthly Dividend Option	0.4215	0.2679	0.1009	–	0.7084	0.7612
Direct Plan – Quarterly Dividend Option	N.A	N.A	N.A	0.7200	0.7200	0.5691
Direct Plan – Half Yearly Dividend Option	N.A	N.A	N.A	–	–	–
<b>Dividend paid per unit during the year (Others) (Rs.) #</b>						
Regular Option – Daily Dividend	0.0403	–	0.0752	N.A	N.A	N.A
Regular Option – Weekly Dividend	0.0438	–	0.0779	N.A	N.A	N.A
Regular Option – Fortnightly Dividend	N.A	N.A	N.A	–	–	–
Daily Dividend	0.1423	–	0.0792	N.A	N.A	N.A
Weekly Dividend Option	–	–	0.0684	N.A	N.A	N.A
Fortnightly Dividend Option	N.A	N.A	N.A	0.2152	0.6128	0.7064
Monthly Option – Dividend	–	–	0.0822	0.1982	0.6473	0.6983
Quarterly Option – Dividend	N.A	N.A	N.A	–	–	–
Half Yearly Dividend Option	N.A	N.A	N.A	0.7000	0.7000	0.5670
Direct Plan – Weekly Dividend Option	0.0013	–	0.0912	N.A	N.A	N.A
Direct Plan – Daily Dividend Option	0.3541	–	0.0892	N.A	N.A	N.A
Direct Plan – Monthly Dividend Option	0.4215	0.2679	0.0934	–	0.7084	0.7049
Direct Plan – Quarterly Dividend Option	N.A	N.A	N.A	0.7200	0.7200	0.5269
Direct Plan – Half Yearly Dividend Option	N.A	N.A	N.A	–	–	–
<b>NAV at the End of the year/period (Rs.)</b>						
Dividend Option	N.A	N.A	N.A	N.A	N.A	N.A
Growth Option	16.7715	16.1886	15.7429	28.9227	28.0668	26.8240
Daily Dividend Option	10.0519	9.8407	9.5697	N.A	N.A	N.A
Weekly Dividend Option	10.2091	9.8543	9.5828	N.A	N.A	N.A
Fortnightly Dividend Option	N.A	N.A	N.A	10.5876	10.4849	10.6154
Monthly Dividend Option	10.2952	9.9373	9.6637	10.5965	10.4768	10.6405
Quarterly Dividend Option	N.A	N.A	N.A	14.5374	14.1072	13.4826
Half Yearly Dividend Option	N.A	N.A	N.A	11.3291	11.6755	11.8324
Regular Option – Dividend	N.A	N.A	N.A	N.A	N.A	N.A
Regular Option – Growth	23.9702	23.2443	22.6722	27.7574	27.0033	25.8709
Regular Option – Daily Dividend	10.0033	9.7396	9.4999	N.A	N.A	N.A
Regular Option – Weekly Dividend	10.0171	9.7564	9.5163	N.A	N.A	N.A
Regular Option – Fortnightly Dividend	N.A	N.A	N.A	10.0000	!	!
Regular Option – Monthly Dividend	N.A	N.A	N.A	17.5514	17.0746	16.3586
Regular Option – Quarterly Dividend	N.A	N.A	N.A	16.9341	16.4741	15.7832
Regular Option – Half Yearly Dividend	N.A	N.A	N.A	19.6305	19.0990	18.2997
Institutional Option – Growth	N.A	N.A	N.A	N.A	N.A	N.A
Institutional Option – Weekly Dividend	N.A	N.A	N.A	N.A	N.A	N.A
Institutional Option – Monthly Dividend	N.A	N.A	N.A	N.A	N.A	N.A
Institutional Plus Option – Growth	N.A	N.A	N.A	N.A	N.A	N.A

HISTORICAL PER UNIT STATISTICS	HSBC Low Duration Fund			HSBC Flexi Debt Fund		
	1-Apr-21 31-Mar-22	1-Apr-20 31-Mar-21	1-Apr-19 31-Mar-20	1-Apr-21 31-Mar-22	1-Apr-20 31-Mar-21	1-Apr-19 31-Mar-20
Institutional Plus Option – Daily Dividend	10.0000	!	!	N.A	N.A	N.A
Institutional Plus Option – Weekly Dividend	10.0000	!	!	N.A	N.A	N.A
Institutional Plus Option – Monthly Dividend	N.A	N.A	N.A	N.A	N.A	N.A
Direct Plan – Growth Option	17.9468	17.2111	16.6003	31.0509	29.8957	28.3491
Direct Plan – Weekly Dividend Option	10.4548	10.0287	9.6749	N.A	N.A	N.A
Direct Plan – Daily Dividend Option	10.0846	10.0179	9.6644	N.A	N.A	N.A
Direct Plan – Fortnightly Dividend Option	N.A	N.A	N.A	10.0000	!	!
Direct Plan – Monthly Dividend Option	10.0123	10.0158	9.9240	10.6266	10.2256	10.3761
Direct Plan – Quarterly Dividend Option	N.A	N.A	N.A	11.5258	11.8019	11.8830
Direct Plan - Half Yearly Dividend Option	N.A	N.A	N.A	10.0000	!	12.0032
<b>Net Assets at End of Year/period (Rs. In Crores)</b>	235.54	114.54	128.30	54.97	61.66	101.36
<b>Ratio of Recurring Expenses to Average Daily Net Assets (%) (Annualised)</b>	0.41%	0.59%	0.91%	1.50%	1.51%	1.47%
<b>Date of Allotment Direct</b>	19 Mar 13			14 Jan 13		
<b>Date of Allotment Regular</b>	17 Oct 06			05 Oct 07		
<b>Annualised Returns (Since inception) **</b>						
Direct	6.26%	6.51%	6.91%	7.38%	7.82%	8.15%
<b>Market Value (Value of Rs. 10,000 invested)</b>	17,306.00	16,597.00	16,008.00	19,270.00	18,553.00	17,594.00
Regular	5.59%	5.83%	6.24%	7.60%	7.95%	8.22%
<b>Market Value (Value of Rs. 10,000 invested)</b>	16,771.00	16,189.00	15,747.00	28,923.00	28,078.00	26,835.00
<b>Benchmark Returns (Since inception)</b>						
Direct	7.89%	8.25%	8.51%	8.17%	8.63%	8.76%
<b>Market Value (Value of Rs. 10,000 invested)</b>	19,772.00	18,922.00	17,773.00	20,624.00	19,741.00	18,331.00
Regular	7.83%	8.29%	8.54%	7.76%	8.01%	8.04%
<b>Market Value (Value of Rs. 10,000 invested)</b>	20,569.00	19,681.00	18,492.00	29,559.00	28,290.00	26,283.00
<b>Performance of Additional Benchmark (Since inception) 1</b>						
Direct	6.50%	6.85%	7.16%	6.34%	7.00%	7.48%
<b>Market Value (Value of Rs. 10,000 invested)</b>	17,670.00	17,029.00	16,270.00	17,621.00	17,434.00	16,827.00
Regular	6.58%	6.92%	7.22%	6.52%	6.94%	7.21%
<b>Market Value (Value of Rs. 10,000 invested)</b>	18,324.00	17,662.00	16,870.00	24,984.00	24,733.00	23,868.00
<b>Performance of Additional Benchmark (Since inception) 2</b>						
Direct	NA	NA	NA	NA	NA	NA
<b>Market Value (Value of Rs. 10,000 invested)</b>	NA	NA	NA	NA	NA	NA
Regular	NA	NA	NA	NA	NA	NA
<b>Market Value (Value of Rs. 10,000 invested)</b>	NA	NA	NA	NA	NA	NA
<b>Benchmark Index</b>	CRISIL Low Duration Debt Index			CRISIL Composite Bond Fund Index		
<b>Additional Benchmark Index 1</b>	CRISIL 1 Year T-Bill Index			CRISIL 10 year Gilt Index		
<b>Additional Benchmark Index 2</b>	NA	NA	NA	NA	NA	NA

HISTORICAL PER UNIT STATISTICS	HSBC Short Duration Fund			HSBC Debt Fund		
	1-Apr-21 31-Mar-22	1-Apr-20 31-Mar-21	1-Apr-19 31-Mar-20	1-Apr-21 31-Mar-22	1-Apr-20 31-Mar-21	1-Apr-19 31-Mar-20
<b>NAV at the beginning of the period (Rs.) ^^^</b>						
Growth Option	31.0443	29.9345	30.3127	34.2479	32.8091	29.6482
Daily Dividend Option	N.A	N.A	N.A	N.A	N.A	N.A
Weekly Dividend Option	10.1822	9.9730	10.2171	N.A	N.A	N.A
Fortnightly Dividend Option	N.A	N.A	N.A	N.A	N.A	N.A
Monthly Dividend Option	11.3822	10.9778	11.2447	N.A	N.A	N.A
Quarterly Dividend Option	10.8376	10.4504	10.5823	11.0797	11.2670	10.9248
Half Yearly Dividend Option	N.A	N.A	N.A	N.A	N.A	N.A
Regular Option – Growth	N.A	N.A	N.A	N.A	N.A	N.A

HISTORICAL PER UNIT STATISTICS	HSBC Short Duration Fund			HSBC Debt Fund		
	1-Apr-21 31-Mar-22	1-Apr-20 31-Mar-21	1-Apr-19 31-Mar-20	1-Apr-21 31-Mar-22	1-Apr-20 31-Mar-21	1-Apr-19 31-Mar-20
Regular Option – Daily Dividend	N.A	N.A	N.A	N.A	N.A	N.A
Regular Option – Weekly Dividend	N.A	N.A	N.A	N.A	N.A	N.A
Regular Option – Monthly Dividend	N.A	N.A	N.A	N.A	N.A	N.A
Regular Option – Quarterly Dividend	N.A	N.A	N.A	N.A	N.A	N.A
Regular Option – Half Yearly Dividend	N.A	N.A	N.A	N.A	N.A	N.A
Institutional Plus Option – Daily Dividend	N.A	N.A	N.A	N.A	N.A	N.A
Direct Plan – Growth Option	33.4808	31.9560	32.0517	36.5469	34.7199	31.1184
Direct Plan – Weekly Dividend Option	10.2231	10.0763	10.2417	N.A	N.A	N.A
Direct Plan – Daily Dividend Option	N.A	N.A	N.A	N.A	N.A	N.A
Direct Plan – Monthly Dividend Option	12.9496	12.3702	12.4093	N.A	N.A	N.A
Direct Plan – Quarterly Dividend Option	!	!	!	11.1520	11.2876	!
Direct Plan – Half Yearly Dividend Option	N.A	N.A	N.A	N.A	N.A	N.A
<b>Dividend paid per unit during the year (Individual/HUF) (Rs.) #</b>						
Regular Option – Daily Dividend	N.A	N.A	N.A	N.A	N.A	N.A
Regular Option – Weekly Dividend	N.A	N.A	N.A	N.A	N.A	N.A
Regular Option – Fortnightly Dividend	N.A	N.A	N.A	N.A	N.A	N.A
Regular Option – Quarterly Dividend	N.A	N.A	N.A	N.A	N.A	N.A
Daily Dividend	N.A	N.A	N.A	N.A	N.A	N.A
Weekly Dividend Option	0.3729	0.1596	0.0857	N.A	N.A	N.A
Fortnightly Dividend Option	N.A	N.A	N.A	N.A	N.A	N.A
Monthly Option – Dividend	–	0.0025	0.0932	N.A	N.A	N.A
Quarterly Option – Dividend	–	–	–	0.6800	0.6800	0.5691
Half Yearly Dividend Option	N.A	N.A	N.A	N.A	N.A	N.A
Direct Plan – Weekly Dividend Option	0.4686	0.3215	0.0979	N.A	N.A	N.A
Direct Plan – Daily Dividend Option	N.A	N.A	N.A	N.A	N.A	N.A
Direct Plan – Monthly Dividend Option	–	–	–	N.A	N.A	N.A
Direct Plan – Quarterly Dividend Option	–	–	–	0.7200	0.7200	0.4466
Direct Plan – Half Yearly Dividend Option	N.A	N.A	N.A	N.A	N.A	N.A
<b>Dividend paid per unit during the year (Others) (Rs.) #</b>						
Regular Option – Daily Dividend	N.A	N.A	N.A	N.A	N.A	N.A
Regular Option – Weekly Dividend	N.A	N.A	N.A	N.A	N.A	N.A
Regular Option – Fortnightly Dividend	N.A	N.A	N.A	N.A	N.A	N.A
Daily Dividend	N.A	N.A	N.A	N.A	N.A	N.A
Weekly Dividend Option	0.3729	0.1596	0.0793	N.A	N.A	N.A
Fortnightly Dividend Option	N.A	N.A	N.A	N.A	N.A	N.A
Monthly Option – Dividend	–	0.0025	0.0863	N.A	N.A	N.A
Quarterly Option – Dividend	–	–	–	0.6800	0.6800	0.5269
Half Yearly Dividend Option	N.A	N.A	N.A	N.A	N.A	N.A
Direct Plan – Weekly Dividend Option	0.4686	0.3215	0.0906	N.A	N.A	N.A
Direct Plan – Daily Dividend Option	N.A	N.A	N.A	N.A	N.A	N.A
Direct Plan – Monthly Dividend Option	–	–	–	N.A	N.A	N.A
Direct Plan – Quarterly Dividend Option	–	–	–	0.7200	0.7200	0.4136
Direct Plan – Half Yearly Dividend Option	N.A	N.A	N.A	N.A	N.A	N.A
<b>NAV at the End of the year/period (Rs.)</b>						
Dividend Option	N.A	N.A	N.A	N.A	N.A	N.A
Growth Option	32.2644	31.0443	29.9345	35.3778	34.2479	32.8091
Daily Dividend Option	N.A	N.A	N.A	N.A	N.A	N.A
Weekly Dividend Option	10.2026	10.1822	9.9730	N.A	N.A	N.A
Fortnightly Dividend Option	N.A	N.A	N.A	N.A	N.A	N.A
Monthly Dividend Option	11.8297	11.3822	10.9778	N.A	N.A	N.A
Quarterly Dividend Option	11.2712	10.8376	10.4504	10.7608	11.0797	11.2670
Half Yearly Dividend Option	N.A	N.A	N.A	N.A	N.A	N.A

HISTORICAL PER UNIT STATISTICS	HSBC Short Duration Fund			HSBC Debt Fund		
	1-Apr-21 31-Mar-22	1-Apr-20 31-Mar-21	1-Apr-19 31-Mar-20	1-Apr-21 31-Mar-22	1-Apr-20 31-Mar-21	1-Apr-19 31-Mar-20
Regular Option – Dividend	N.A	N.A	N.A	N.A	N.A	N.A
Regular Option – Growth	N.A	N.A	N.A	N.A	N.A	N.A
Regular Option – Daily Dividend	N.A	N.A	N.A	N.A	N.A	N.A
Regular Option – Weekly Dividend	N.A	N.A	N.A	N.A	N.A	N.A
Regular Option – Fortnightly Dividend	N.A	N.A	N.A	N.A	N.A	N.A
Regular Option – Monthly Dividend	N.A	N.A	N.A	N.A	N.A	N.A
Regular Option – Quarterly Dividend	N.A	N.A	N.A	N.A	N.A	N.A
Regular Option – Half Yearly Dividend	N.A	N.A	N.A	N.A	N.A	N.A
Institutional Option – Growth	10.0000	!	!	N.A	N.A	N.A
Institutional Option – Weekly Dividend	10.0000	!	!	N.A	N.A	N.A
Institutional Option – Monthly Dividend	10.0000	!	!	N.A	N.A	N.A
Institutional Plus Option – Growth	10.0000	!	!	N.A	N.A	N.A
Institutional Plus Option – Daily Dividend	N.A	N.A	N.A	N.A	N.A	N.A
Institutional Plus Option – Weekly Dividend	10.0000	!	!	N.A	N.A	N.A
Institutional Plus Option – Monthly Dividend	10.0000	!	!	N.A	N.A	N.A
Direct Plan – Growth Option	35.0832	33.4808	31.9560	38.0692	36.5469	34.7199
Direct Plan – Weekly Dividend Option	10.2251	10.2231	10.0763	N.A	N.A	N.A
Direct Plan – Daily Dividend Option	N.A	N.A	N.A	N.A	N.A	N.A
Direct Plan – Fortnightly Dividend Option	N.A	N.A	N.A	N.A	N.A	N.A
Direct Plan – Monthly Dividend Option	13.5878	12.9496	12.3702	N.A	N.A	N.A
Direct Plan - Quarterly Dividend Option	10.0000	!	!	10.8840	11.1520	11.2876
Direct Plan - Half Yearly Dividend Option	N.A	N.A	N.A	N.A	N.A	N.A
<b>Net Assets at End of Year/period (Rs. In Crores)</b>	253.14	153.39	324.67	41.99	35.13	36.22
<b>Ratio of Recurring Expenses to Average Daily Net Assets (%) (Annualised)</b>	0.53%	0.69%	1.10%	1.65%	1.65%	1.59%
<b>Date of Allotment Direct</b>	03 Jan 13			07 Jan 13		
<b>Date of Allotment Regular</b>	10 Dec 02			10 Dec 02		
<b>Annualised Returns (Since inception) **</b>						
Direct	6.70%	6.94%	7.24%	7.20%	7.57%	7.90%
<b>Market Value (Value of Rs. 10,000 invested)</b>	18,219.00	17,387.00	16,595.00	18,998.00	18,239.00	17,327.00
Regular	6.25%	6.38%	6.54%	6.76%	6.95%	7.10%
<b>Market Value (Value of Rs. 10,000 invested)</b>	32,264.00	31,047.00	29,954.00	35,378.00	34,240.00	32,801.00
<b>Benchmark Returns (Since inception)</b>						
Direct	8.12%	8.48%	8.58%	8.21%	8.68%	8.81%
<b>Market Value (Value of Rs. 10,000 invested)</b>	20,581.00	19,563.00	18,149.00	20,728.00	19,840.00	18,423.00
Regular	7.21%	7.33%	7.30%	6.97%	7.11%	7.08%
<b>Market Value (Value of Rs. 10,000 invested)</b>	38,410.00	36,538.00	33,878.00	36,758.00	35,190.00	32,695.00
<b>Performance of Additional Benchmark (Since inception) 1</b>						
Direct	6.54%	7.15%	7.64%	6.42%	7.09%	7.58%
<b>Market Value (Value of Rs. 10,000 invested)</b>	17,957.00	17,665.00	17,050.00	17,762.00	17,573.00	16,962.00
Regular	6.00%	6.27%	NA	6.00%	6.27%	6.43%
<b>Market Value (Value of Rs. 10,000 invested)</b>	30,816.00	30,493.17	NA	30,816.00	30,464.00	29,423.00
<b>Performance of Additional Benchmark (Since inception) 2</b>						
Direct	6.47%	6.88%	7.19%	NA	NA	NA
<b>Market Value (Value of Rs. 10,000 invested)</b>	17,855.00	17,306.00	16,535.00	NA	NA	NA
Regular	5.91%	6.03%	6.11%	NA	NA	NA
<b>Market Value (Value of Rs. 10,000 invested)</b>	30,315.00	29,228.00	27,928.00	NA	NA	NA
<b>Benchmark Index</b>	CRISIL Short Term Bond Fund Index			CRISIL Composite Bond Fund Index		
<b>Additional Benchmark Index 1</b>	CRISIL 10 year Gilt Index			CRISIL 10 Year Gilt Index		
<b>Additional Benchmark Index 2</b>	CRISIL 1 Year T-Bill Index			NA	NA	NA



HISTORICAL PER UNIT STATISTICS	HSBC Overnight Fund			HSBC Ultra Short Duration Fund		
	1-Apr-21 31-Mar-22	1-Apr-20 31-Mar-21	22-May-19 31-Mar-20	1-Apr-21 31-Mar-22	1-Apr-20 31-Mar-21	29-Jan-20 31-Mar-20
<b>NAV at the beginning of the period (Rs.) ^^^</b>						
Growth Option	1,073.0991	1,042.2867	N.A	1,057.9746	1,008.8735	N.A
Daily Dividend Option	1,000.0000	1,000.0000	N.A	1,026.9009	1,001.0845	N.A
Weekly Dividend Option	1,000.0869	1,000.1556	N.A	1,025.0560	1,002.5875	N.A
Fortnightly Dividend Option	N.A	N.A	N.A	N.A	N.A	N.A
Monthly Dividend Option	1,000.5066	1,000.0678	N.A	1,019.9867	1,004.9257	N.A
Quarterly Dividend Option	N.A	N.A	N.A	N.A	N.A	N.A
Half Yearly Dividend Option	N.A	N.A	N.A	N.A	N.A	N.A
Regular Option – Growth	N.A	N.A	N.A	N.A	N.A	N.A
Regular Option – Daily Dividend	N.A	N.A	N.A	N.A	N.A	N.A
Regular Option – Weekly Dividend	N.A	N.A	N.A	N.A	N.A	N.A
Regular Option – Monthly Dividend	N.A	N.A	N.A	N.A	N.A	N.A
Regular Option – Quarterly Dividend	N.A	N.A	N.A	N.A	N.A	N.A
Regular Option – Half Yearly Dividend	N.A	N.A	N.A	N.A	N.A	N.A
Institutional Plus Option – Daily Dividend	N.A	N.A	N.A	N.A	N.A	N.A
Direct Plan – Growth Option	1,076.1105	1,043.6439	N.A	1,061.2015	1,009.3086	N.A
Direct Plan – Weekly Dividend Option	1,000.0908	!	N.A	1,008.6782	1,002.9587	N.A
Direct Plan – Daily Dividend Option	1,000.0000	1,000.0000	N.A	1,036.4393	1,001.7122	N.A
Direct Plan – Monthly Dividend Option	!	!	N.A	1,009.1453	1,005.1883	N.A
Direct Plan – Quarterly Dividend Option	N.A	N.A	N.A	N.A	N.A	N.A
Direct Plan – Half Yearly Dividend Option	N.A	N.A	N.A	N.A	N.A	N.A
<b>Dividend paid per unit during the year (Individual/HUF) (Rs.) #</b>						
Regular Option – Daily Dividend	N.A	N.A	N.A	N.A	N.A	N.A
Regular Option – Weekly Dividend	N.A	N.A	N.A	N.A	N.A	N.A
Regular Option – Fortnightly Dividend	N.A	N.A	N.A	N.A	N.A	N.A
Regular Option – Quarterly Dividend	N.A	N.A	N.A	N.A	N.A	N.A
Daily Dividend	31.3693	29.1301	23.2477	34.3986	22.3387	5.5895
Weekly Dividend Option	31.4165	29.0605	13.9180	30.6055	23.4845	6.1425
Fortnightly Dividend Option	N.A	N.A	N.A	N.A	N.A	N.A
Monthly Option – Dividend	31.3940	28.7313	20.3566	33.0218	33.1821	2.8316
Quarterly Option – Dividend	N.A	N.A	N.A	N.A	N.A	N.A
Half Yearly Dividend Option	N.A	N.A	N.A	N.A	N.A	N.A
Direct Plan – Weekly Dividend Option	32.7671	28.3208	5.6959	38.0694	43.6056	5.4370
Direct Plan – Daily Dividend Option	31.4746	29.2246	30.7778	–	16.1556	5.4467
Direct Plan – Monthly Dividend Option	15.5305	–	–	35.0838	46.6601	2.9533
Direct Plan – Quarterly Dividend Option	N.A	N.A	N.A	N.A	N.A	N.A
Direct Plan – Half Yearly Dividend Option	N.A	N.A	N.A	N.A	N.A	N.A
<b>Dividend paid per unit during the year (Others) (Rs.) #</b>						
Regular Option – Daily Dividend	N.A	N.A	N.A	N.A	N.A	N.A
Regular Option – Weekly Dividend	N.A	N.A	N.A	N.A	N.A	N.A
Regular Option – Fortnightly Dividend	N.A	N.A	N.A	N.A	N.A	N.A
Daily Dividend	31.3693	29.1301	21.5275	34.3986	22.3387	5.1759
Weekly Dividend Option	31.4165	29.0605	12.8881	30.6055	23.4845	5.6880
Fortnightly Dividend Option	N.A	N.A	N.A	N.A	N.A	N.A
Monthly Option – Dividend	31.3940	28.7313	18.8504	33.0218	33.1821	2.6221
Quarterly Option – Dividend	N.A	N.A	N.A	N.A	N.A	N.A
Half Yearly Dividend Option	N.A	N.A	N.A	N.A	N.A	N.A
Direct Plan – Weekly Dividend Option	32.7671	28.3208	5.2744	38.0694	43.6056	5.0347
Direct Plan – Daily Dividend Option	31.4746	29.2246	28.5004	–	16.1556	5.0437
Direct Plan – Monthly Dividend Option	15.5305	–	–	35.0838	46.6601	2.7348
Direct Plan – Quarterly Dividend Option	N.A	N.A	N.A	N.A	N.A	N.A
Direct Plan – Half Yearly Dividend Option	N.A	N.A	N.A	N.A	N.A	N.A

HISTORICAL PER UNIT STATISTICS	HSBC Overnight Fund			HSBC Ultra Short Duration Fund		
	1-Apr-21 31-Mar-22	1-Apr-20 31-Mar-21	22-May-19 31-Mar-20	1-Apr-21 31-Mar-22	1-Apr-20 31-Mar-21	29-Jan-20 31-Mar-20
<b>NAV at the End of the year/period (Rs.)</b>						
Dividend Option	N.A	N.A	N.A	N.A	N.A	N.A
Growth Option	1,107.2931	1,073.0991	1,042.2867	1,096.1100	1,057.9746	1,008.8735
Daily Dividend Option	1,000.0006	1,000.0000	1,000.0000	1,028.8960	1,026.9009	1,001.0845
Weekly Dividend Option	1,000.1807	1,000.0869	1,000.1556	1,030.7704	1,025.0560	1,002.5875
Fortnightly Dividend Option	N.A	N.A	N.A	N.A	N.A	N.A
Monthly Dividend Option	1,000.5237	1,000.5066	1,000.0678	1,023.1215	1,019.9867	1,004.9257
Quarterly Dividend Option	N.A	N.A	N.A	N.A	N.A	N.A
Half Yearly Dividend Option	N.A	N.A	N.A	N.A	N.A	N.A
Regular Option – Dividend	N.A	N.A	N.A	N.A	N.A	N.A
Regular Option – Growth	N.A	N.A	N.A	N.A	N.A	N.A
Regular Option – Daily Dividend	N.A	N.A	N.A	N.A	N.A	N.A
Regular Option – Weekly Dividend	N.A	N.A	N.A	N.A	N.A	N.A
Regular Option – Fortnightly Dividend	N.A	N.A	N.A	N.A	N.A	N.A
Regular Option – Monthly Dividend	N.A	N.A	N.A	N.A	N.A	N.A
Regular Option – Quarterly Dividend	N.A	N.A	N.A	N.A	N.A	N.A
Regular Option – Half Yearly Dividend	N.A	N.A	N.A	N.A	N.A	N.A
Institutional Option – Growth	N.A	N.A	N.A	N.A	N.A	N.A
Institutional Option – Weekly Dividend	N.A	N.A	N.A	N.A	N.A	N.A
Institutional Option – Monthly Dividend	N.A	N.A	N.A	N.A	N.A	N.A
Institutional Plus Option – Growth	N.A	N.A	N.A	N.A	N.A	N.A
Institutional Plus Option – Daily Dividend	N.A	N.A	N.A	N.A	N.A	N.A
Institutional Plus Option – Weekly Dividend	N.A	N.A	N.A	N.A	N.A	N.A
Institutional Plus Option – Monthly Dividend	N.A	N.A	N.A	N.A	N.A	N.A
Direct Plan – Growth Option	1,112.0680	1,076.1105	1,043.6439	1,102.3053	1,061.2015	1,009.3086
Direct Plan – Weekly Dividend Option	1,000.1882	1,000.0908	!	1,009.0793	1,008.6782	1,002.9587
Direct Plan – Daily Dividend Option	1,000.0000	1,000.0000	1,000.0000	1,076.5215	1,036.4393	1,001.7122
Direct Plan – Fortnightly Dividend Option	N.A	N.A	N.A	N.A	N.A	N.A
Direct Plan – Monthly Dividend Option	1,000.5490	!	!	1,012.4549	1,009.1453	1,005.1883
Direct Plan – Quarterly Dividend Option	N.A	N.A	N.A	N.A	N.A	N.A
Direct Plan – Half Yearly Dividend Option	N.A	N.A	N.A	N.A	N.A	N.A
<b>Net Assets at End of Year/period (Rs. In Crores)</b>	963.61	354.48	286.74	1,540.60	583.00	475.75
<b>Ratio of Recurring Expenses to Average Daily Net Assets (%) (Annualised)</b>	0.15%	0.17%	0.13%	0.28%	0.35%	0.05%
<b>Date of Allotment Direct</b>	22-May-19			29-Jan-20		
<b>Date of Allotment Regular</b>	22-May-19			29-Jan-20		
<b>Annualised Returns (Since inception) **</b>						
Direct	3.77%	4.00%	₹₹ 4.33%	4.59%	5.21%	₹₹ 0.93%
<b>Market Value (Value of Rs. 10,000 invested)</b>	11,117.00	10,758.00	10,373.00	11,023.00	10,612.00	10,016.00
Regular	3.62%	3.86%	₹₹ 4.21%	4.32%	4.94%	₹₹ 0.89%
<b>Market Value (Value of Rs. 10,000 invested)</b>	11,071.00	10,730.00	10,421.00	10,961.00	10,580.00	10,015.00
<b>Benchmark Returns (Since inception)</b>						
Direct	3.79%	4.02%	₹₹ 4.39%	5.02%	5.62%	₹₹ 1.13%
<b>Market Value (Value of Rs. 10,000 invested)</b>	11,122.00	10,761.00	10,378.00	11,120.00	10,661.00	10,017.00
Regular	3.79%	4.02%	₹₹ 4.39%	5.02%	5.62%	₹₹ 1.13%
<b>Market Value (Value of Rs. 10,000 invested)</b>	11,122.00	10,761.00	10,378.00	11,120.00	10,661.00	10,017.00
<b>Performance of Additional Benchmark (Since inception) 1</b>						
Direct	3.79%	4.02%	₹₹ 4.39%	4.61%	5.10%	₹₹ 1.03%
<b>Market Value (Value of Rs. 10,000 invested)</b>	11,122.00	10,761.00	10,378.00	11,028.00	10,599.00	10,017.00
Regular	3.79%	4.02%	₹₹ 4.39%	4.61%	5.10%	₹₹ 1.03%
<b>Market Value (Value of Rs. 10,000 invested)</b>	11,122.00	10,761.00	10,378.00	11,028.00	10,599.00	10,017.00

HISTORICAL PER UNIT STATISTICS	HSBC Overnight Fund			HSBC Ultra Short Duration Fund		
	1-Apr-21 31-Mar-22	1-Apr-20 31-Mar-21	22-May-19 31-Mar-20	1-Apr-21 31-Mar-22	1-Apr-20 31-Mar-21	29-Jan-20 31-Mar-20
<b>Performance of Additional Benchmark (Since inception) 2</b>						
Direct	5.24%	6.05%	₹₹ 6.57%	4.64%	5.39%	₹₹ 1.60%
<b>Market Value (Value of Rs. 10,000 invested)</b>	11,574.00	11,154.00	10,565.00	11,034.00	10,635.46	10,027.00
Regular	5.24%	6.05%	₹₹ 6.57%	4.64%	5.39%	₹₹ 1.60%
<b>Market Value (Value of Rs. 10,000 invested)</b>	11,574.00	11,155.68	10,565.00	11,034.00	10,635.46	10,027.00
<b>Benchmark Index</b>	CRISIL Overnight Index			CRISIL Ultra Short Term Debt Index		
<b>Additional Benchmark Index 1</b>	Nifty 1D Rate Index			NIFTY Ultra Short Duration Debt Index		
<b>Additional Benchmark Index 2</b>	CRISIL 1 Year T-Bill Index			CRISIL 1 Year T-Bill Index		

HISTORICAL PER UNIT STATISTICS	HSBC Corporate Bond Fund		HSBC CRISIL IBX 50:50 Gilt Plus SDL Apr 2028 Index Fund \$+ ^^
	1-Apr-21 31-Mar-22	29-Sep-20 31-Mar-21	31-Mar-22 31-Mar-22
<b>NAV at the beginning of the period (Rs.) ^^^</b>			
Growth Option	10.1477	N.A	N.A
Daily Dividend Option	N.A	N.A	N.A
Weekly Dividend Option	N.A	N.A	N.A
Fortnightly Dividend Option	N.A	N.A	N.A
Monthly Dividend Option	10.0381	N.A	N.A
Quarterly Dividend Option	10.1477	N.A	N.A
Half Yearly Dividend Option	10.1477	N.A	N.A
Regular Option – Growth	N.A	N.A	N.A
Regular Option – Daily Dividend	N.A	N.A	N.A
Regular Option – Weekly Dividend	N.A	N.A	N.A
Regular Option – Monthly Dividend	N.A	N.A	N.A
Regular Option – Quarterly Dividend	N.A	N.A	N.A
Regular Option – Half Yearly Dividend	N.A	N.A	N.A
Institutional Plus Option – Daily Dividend	N.A	N.A	N.A
Direct Plan – Growth Option	10.1690	N.A	N.A
Direct Plan – Weekly Dividend Option	N.A	N.A	N.A
Direct Plan – Daily Dividend Option	N.A	N.A	N.A
Direct Plan – Monthly Dividend Option	10.0995	N.A	N.A
Direct Plan – Quarterly Dividend Option	10.1690	N.A	N.A
Direct Plan – Half Yearly Dividend Option	10.1690	N.A	N.A
<b>Dividend paid per unit during the year (Individual/HUF) (Rs.) #</b>			
Regular Option – Daily Dividend	N.A	N.A	N.A
Regular Option – Weekly Dividend	N.A	N.A	N.A
Regular Option – Fortnightly Dividend	N.A	N.A	N.A
Regular Option – Quarterly Dividend	N.A	N.A	N.A
Daily Dividend	N.A	N.A	N.A
Weekly Dividend Option	N.A	N.A	N.A
Fortnightly Dividend Option	N.A	N.A	N.A
Monthly Option – Dividend	0.4531	0.1097	N.A
Quarterly Option – Dividend	0.5300	–	N.A
Half Yearly Dividend Option	0.5400	–	N.A
Direct Plan – Weekly Dividend Option	N.A	N.A	N.A
Direct Plan – Daily Dividend Option	N.A	N.A	N.A
Direct Plan – Monthly Dividend Option	0.3483	0.0692	N.A
Direct Plan – Quarterly Dividend Option	0.5700	–	N.A
Direct Plan – Half Yearly Dividend Option	0.5600	–	N.A
<b>Dividend paid per unit during the year (Others) (Rs.) #</b>			
Regular Option – Daily Dividend	N.A	N.A	N.A

HISTORICAL PER UNIT STATISTICS	HSBC Corporate Bond Fund		HSBC CRISIL IBX 50:50 Gilt Plus SDL Apr 2028 Index Fund \$+ ^^
	1-Apr-21 31-Mar-22	29-Sep-20 31-Mar-21	31-Mar-22 31-Mar-22
Regular Option – Weekly Dividend	N.A	N.A	N.A
Regular Option – Fortnightly Dividend	N.A	N.A	N.A
Daily Dividend	N.A	N.A	N.A
Weekly Dividend Option	N.A	N.A	N.A
Fortnightly Dividend Option	N.A	N.A	N.A
Monthly Option – Dividend	0.4531	0.1097	N.A
Quarterly Option – Dividend	0.5300	–	N.A
Half Yearly Dividend Option	0.5400	–	N.A
Direct Plan – Weekly Dividend Option	N.A	N.A	N.A
Direct Plan – Daily Dividend Option	N.A	N.A	N.A
Direct Plan – Monthly Dividend Option	0.3483	0.0692	N.A
Direct Plan – Quarterly Dividend Option	0.5700	–	N.A
Direct Plan – Half Yearly Dividend Option	0.5600	–	N.A
<b>NAV at the End of the year/period (Rs.)</b>			
Dividend Option	N.A	N.A	10.0070 ^^
Growth Option	10.6224	10.1477	10.0070 ^^
Daily Dividend Option	N.A	N.A	N.A
Weekly Dividend Option	N.A	N.A	N.A
Fortnightly Dividend Option	N.A	N.A	N.A
Monthly Dividend Option	10.0445	10.0381	N.A
Quarterly Dividend Option	10.0848	10.1477	N.A
Half Yearly Dividend Option	10.0782	10.1477	N.A
Regular Option – Dividend	N.A	N.A	N.A
Regular Option – Growth	N.A	N.A	N.A
Regular Option – Daily Dividend	N.A	N.A	N.A
Regular Option – Weekly Dividend	N.A	N.A	N.A
Regular Option – Fortnightly Dividend	N.A	N.A	N.A
Regular Option – Monthly Dividend	N.A	N.A	N.A
Regular Option – Quarterly Dividend	N.A	N.A	N.A
Regular Option – Half Yearly Dividend	N.A	N.A	N.A
Institutional Option – Growth	N.A	N.A	N.A
Institutional Option – Weekly Dividend	N.A	N.A	N.A
Institutional Option – Monthly Dividend	N.A	N.A	N.A
Institutional Plus Option – Growth	N.A	N.A	N.A
Institutional Plus Option – Daily Dividend	N.A	N.A	N.A
Institutional Plus Option – Weekly Dividend	N.A	N.A	N.A
Institutional Plus Option – Monthly Dividend	N.A	N.A	N.A
Direct Plan – Growth Option	10.6894	10.1690	10.0070 ^^
Direct Plan – Weekly Dividend Option	N.A	N.A	N.A
Direct Plan – Daily Dividend Option	N.A	N.A	N.A
Direct Plan – Fortnightly Dividend Option	N.A	N.A	N.A
Direct Plan – Monthly Dividend Option	10.2599	10.0995	N.A
Direct Plan – Quarterly Dividend Option	10.1115	10.1690	N.A
Direct Plan – Half Yearly Dividend Option	10.1243	10.1690	N.A
<b>Net Assets at End of Year/period (Rs. In Crores)</b>	211.55	374.11	1,605.83
<b>Ratio of Recurring Expenses to Average Daily Net Assets (%) (Annualised)</b>	0.69%	0.63%	0.36%
<b>Date of Allotment Direct</b>	29-Sep-20		31-Mar-22
<b>Date of Allotment Regular</b>	29-Sep-20		31-Mar-22
<b>Annualised Returns (Since inception) **</b>			
Direct	4.54%	1.69% ¥¥	N.A ^^
<b>Market Value (Value of Rs. 10,000 invested)</b>	10,689.00	10,085.00	N.A ^^
Regular	4.10%	1.48% ¥¥	N.A ^^

HISTORICAL PER UNIT STATISTICS	HSBC Corporate Bond Fund		HSBC CRISIL IBX 50:50 Gilt Plus SDL Apr 2028 Index Fund \$+ ^^
	1-Apr-21 31-Mar-22	29-Sep-20 31-Mar-21	31-Mar-22 31-Mar-22
<b>Market Value (Value of Rs. 10,000 invested)</b>	10,622.00	10,073.00	N.A ^^
<b>Benchmark Returns (Since inception)</b>			
Direct	5.87%	3.2288% ¥¥	N.A ^^
<b>Market Value (Value of Rs. 10,000 invested)</b>	10,895.00	10,162.00	N.A ^^
Regular	5.87%	3.2288% ¥¥	N.A ^^
<b>Market Value (Value of Rs. 10,000 invested)</b>	10,895.00	10,162.00	N.A ^^
<b>Performance of Additional Benchmark (Since inception) 1</b>			
Direct	1.94%	1.83% ¥¥	N.A ^^
<b>Market Value (Value of Rs. 10,000 invested)</b>	10,293.00	10,092.00	N.A ^^
Regular	1.94%	1.83% ¥¥	N.A ^^
<b>Market Value (Value of Rs. 10,000 invested)</b>	10,293.00	10,092.00	N.A ^^
<b>Performance of Additional Benchmark (Since inception) 2</b>			
Direct	6.09%	3.62% ¥¥	NA
<b>Market Value (Value of Rs. 10,000 invested)</b>	10,929.00	10,181.00	NA
Regular	6.09%	3.62% ¥¥	NA
<b>Market Value (Value of Rs. 10,000 invested)</b>	10,929.00	10,181.00	NA
<b>Benchmark Index</b>	NIFTY Corporate Bond Index		CRISIL IBX 50:50 Gilt Plus SDL Index - April 2028
<b>Additional Benchmark Index 1</b>	CRISIL 10 Year Gilt Index		NA
<b>Additional Benchmark Index 2</b>	CRISIL Corporate Bond Composite Index		NA

HISTORICAL PER UNIT STATISTICS	HSBC Cash Fund		
	1-Apr-21 31-Mar-22	1-Apr-20 31-Mar-21	1-Apr-19 31-Mar-20
<b>NAV at the beginning of the period (Rs.) ^^^</b>			
Growth Option	2,038.4176	1,969.4131	1,855.6733
Daily Dividend Option	1,001.0316	1,000.9969	1,000.9048
Weekly Dividend Option	1,107.5817	1,112.7068	1,111.7429
Monthly Dividend Option	1,002.1473	1,004.8499	1,001.7460
Regular Option - Growth	2,979.2502	2,901.3056	2,755.9616
Regular Option - Daily Dividend	1,019.3000	1,019.3000	1,019.3000
Regular Option - Weekly Dividend	1,000.3216	1,003.2619	1,002.6233
Institutional Option - Growth	!	!	N.A
Institutional Option - Daily Dividend	1,505.3734	1,456.5378	1,374.5659
Institutional Option - Weekly Dividend	!	!	!
Direct Plan - Growth Option	2,048.8138	1,977.4898	1,861.5797
Direct Plan - Weekly Dividend Option	1,153.5351	1,124.9161	1,120.8164
Direct Plan - Daily Dividend Option	1,000.9401	1,000.9401	1,000.8477
Direct Plan - Monthly Dividend Option	1,038.5039	1,042.0896	1,039.2716
Unclaimed Dividend less than 3 yrs	1,327.8942	1,286.7035	1,216.1128
Unclaimed Dividend more than 3 yrs	1,000.0000	1,000.0000	1,000.0000
Unclaimed Redemption less than 3 yrs	1,327.8942	1,286.7035	1,216.1128
Unclaimed Redemption more than 3 yrs	1,000.0000	1,000.0000	1,000.0000
<b>Dividend paid per unit during the year (Individual/HUF) (Rs.) #</b>			
Regular Option - Daily Dividend	25.6127	27.0240	37.7391
Regular Option - Weekly Dividend	24.9386	26.4361	38.8286
Daily Dividend	32.7581	34.4407	42.8310
Weekly Dividend Option	36.3863	38.0278	50.7045
Monthly Option - Dividend	33.0204	37.2475	40.7628
Direct Plan - Weekly Dividend Option	13.8383	11.8399	45.7874
Direct Plan - Daily Dividend Option	34.0584	35.4448	43.4766



HISTORICAL PER UNIT STATISTICS	HSBC Cash Fund		
	1-Apr-21 31-Mar-22	1-Apr-20 31-Mar-21	1-Apr-19 31-Mar-20
Direct Plan - Monthly Dividend Option	35.2129	40.4140	43.2409
<b>Dividend paid per unit during the year (Others) (Rs.) #</b>			
Regular Option - Daily Dividend	25.6127	27.0240	34.9466
Regular Option - Weekly Dividend	24.9386	26.4361	35.9555
Daily Dividend	32.7581	34.4407	39.6617
Weekly Dividend Option	36.3863	38.0278	46.9526
Fortnightly Dividend Option	N.A	N.A	N.A
Monthly Option - Dividend	33.0204	37.2475	37.7466
Direct Plan - Weekly Dividend Option	13.8383	11.8399	42.3994
Direct Plan - Daily Dividend Option	34.0584	35.4448	40.2595
Direct Plan - Monthly Dividend Option	35.2129	40.4140	40.0412
<b>NAV at the End of the year/period (Rs.)</b>			
Growth Option	2,106.9529	2,038.4176	1,969.4131
Daily Dividend Option	1,001.3789	1,001.0316	1,000.9969
Weekly Dividend Option	1,107.8300	1,107.5817	1,112.7068
Monthly Dividend Option	1,002.2952	1,002.1473	1,004.8499
Regular Option - Growth	3,055.0566	2,979.2502	2,901.3056
Regular Option - Daily Dividend	1,019.3000	1,019.3000	1,019.3000
Regular Option - Weekly Dividend	1,000.5240	1,000.3216	1,003.2619
Institutional Option - Growth	1,000.0000	!	!
Institutional Option - Daily Dividend	1,553.7509	1,505.3734	1,456.5378
Institutional Option - Weekly Dividend	1,000.0000	!	!
Direct Plan - Growth Option	2,119.7831	2,048.8138	1,977.4898
Direct Plan - Weekly Dividend Option	1,179.2316	1,153.5351	1,124.9161
Direct Plan - Daily Dividend Option	1,000.9401	1,000.9401	1,000.9401
Direct Plan - Monthly Dividend Option	1,038.6577	1,038.5039	1,042.0896
Unclaimed Dividend less than 3 yrs	1,368.5045	1,327.8942	1,286.7035
Unclaimed Dividend more than 3 yrs	1,000.0000	1,000.0000	1,000.0000
Unclaimed Redemption less than 3 yrs	1,368.5045	1,327.8942	1,286.7035
Unclaimed Redemption more than 3 yrs	1,000.0000	1,000.0000	1,000.0000
<b>Net Assets at End of Year/period (Rs. In Crores)</b>	2,977.82	3,368.55	3,833.30
Ratio of Recurring Expenses to Average Daily Net Assets (%) (Annualised)	0.14%	0.15%	0.14%
<b>Date of Allotment Direct</b>	01 Jan 13		
<b>Date of Allotment Regular</b>	04 Dec 02		
<b>Annualised Returns (Since inception) **</b>			
Direct	6.88%	7.30%	7.82%
<b>Market Value (Value of Rs. 10,000 invested)</b>	18,501.00	17,882.00	17,259.00
Regular	7.09%	7.48%	7.94%
<b>Market Value (Value of Rs. 10,000 invested)</b>	21,070.00	20,386.00	19,700.00
<b>Benchmark Returns (Since inception)</b>			
Direct	6.93% ++	7.33%	7.79%
<b>Market Value (Value of Rs. 10,000 invested)</b>	18,582.00	17,922.00	17,221.00
Regular	7.15% ++	7.51%	7.90%
<b>Market Value (Value of Rs. 10,000 invested)</b>	21,186.00	20,442.00	19,635.00
<b>Performance of Additional Benchmark (Since inception) 1</b>			
Direct	6.55%	6.89%	7.21%
<b>Market Value (Value of Rs. 10,000 invested)</b>	17,985.00	17,332.00	16,560.00
Regular	6.73%	7.04%	7.31%
<b>Market Value (Value of Rs. 10,000 invested)</b>	20,305.00	19,572.00	18,696.00
<b>Performance of Additional Benchmark (Since inception) 2</b>			
Direct	NA	NA	NA
<b>Market Value (Value of Rs. 10,000 invested)</b>	NA	NA	NA
Regular	NA	NA	NA
<b>Market Value (Value of Rs. 10,000 invested)</b>	NA	NA	NA

HISTORICAL PER UNIT STATISTICS	HSBC Cash Fund		
	1-Apr-21 31-Mar-22	1-Apr-20 31-Mar-21	1-Apr-19 31-Mar-20
Benchmark Index	CRISIL Liquid Fund Index		
Additional Benchmark Index 1	CRISIL1 Year T-Bill Index		
Additional Benchmark Index 2	NA	NA	NA

HISTORICAL PER UNIT STATISTICS	HSBC Fixed Term Series 130 ₹			HSBC Fixed Term Series 131 ₹		
	1-Apr-21 31-Mar-22	1-Apr-20 31-Mar-21	1-Apr-19 31-Mar-20	1-Apr-21 31-Mar-22	1-Apr-20 31-Mar-21	1-Apr-19 31-Mar-20
NAV at the beginning of the period (Rs.) ^^^						
<b>Dividend Option</b>	12.4363	11.8138	10.8879	12.1562	11.4764	10.7315
Growth Option	12.4363	11.8138	10.8879	12.1562	11.4764	10.7315
Direct Plan - Growth Option	12.5211	11.8692	10.9155	12.2536	11.5370	10.7590
Direct Plan - Dividend Option	!	!	!	!	!	!
<b>Dividend paid per unit during the year (Individual/HUF) (Rs.) #</b>						
Dividend Option	2.4433	-	-	2.1877	-	-
Direct Plan - Dividend Option	N.A	N.A	N.A	N.A	N.A	N.A
<b>Dividend paid per unit during the year (Others) (Rs.) #</b>						
Dividend Option	2.4433	-	-	2.1877	-	-
Direct Plan - Dividend Option	N.A	N.A	N.A	N.A	N.A	N.A
<b>NAV at the End of the year/period (Rs.)</b>						
Dividend Option	N.A	12.4363	11.8138	N.A	12.1562	11.4764
Growth Option	N.A	12.4363	11.8138	N.A	12.1562	11.4764
Direct Plan - Growth Option	N.A	12.5211	11.8692	N.A	12.2536	11.5370
Direct Plan - Dividend Option	N.A	!	!	N.A	!	!
<b>Net Assets at End of Year/period (Rs. In Crores)</b>	-	28.63	27.18	-	49.32	46.45
Ratio of Recurring Expenses to Average Daily Net Assets (%) (Annualised)	0.23%	0.24%	0.24%	0.09%	0.10%	0.10%
<b>Date of Allotment Direct</b>	22 Dec 17			21 Mar 18		
<b>Date of Allotment Regular</b>	22 Dec 17			21 Mar 18		
<b>Annualised Returns (Since inception) **</b>						
Direct	7.08%	7.11%	7.83%	6.83%	6.94%	7.30%
Market Value (Value of Rs. 10,000 invested)	12,529	12,521	11,869	12,288.00	12,254	11,537
Regular	6.86%	6.89%	7.61%	6.55%	6.66%	7.02%
Market Value (Value of Rs. 10,000 invested)	12,443	12,438.00	11,815.00	12,188.00	12,158.00	11,477.00
<b>Benchmark Returns (Since inception)</b>						
Direct	8.68%	8.56%	8.94%	9.35%	9.30%	10.10%
Market Value (Value of Rs. 10,000 invested)	13,157	13,085	12,150.00	13,216	13,093	12,157.00
Regular	8.68%	8.56%	8.94%	9.35%	9.30%	10.10%
Market Value (Value of Rs. 10,000 invested)	13,157	13,085.00	12,150.00	13,216	13,093.00	12,157.00
<b>Performance of Additional Benchmark (Since inception) 1</b>						
Direct	7.77%	7.50%	9.26%	9.00%	8.69%	11.28%
Market Value (Value of Rs. 10,000 invested)	12,798	12,673.00	12,232.00	13,086.00	12,871.00	12,423.00
Regular	7.77%	7.50%	9.26%	9.00%	8.69%	11.28%
Market Value (Value of Rs. 10,000 invested)	12,798	12,673.00	12,232.00	13,086.00	12,871.00	12,423.00
<b>Performance of Additional Benchmark (Since inception) 2</b>						
Direct	NA	NA	NA	NA	NA	NA
<b>Market Value (Value of Rs. 10,000 invested)</b>	NA	NA	NA	NA	NA	NA
Regular	NA	NA	NA	NA	NA	NA
<b>Market Value (Value of Rs. 10,000 invested)</b>	NA	NA	NA	NA	NA	NA
<b>Benchmark Index</b>	CRISIL Composite Bond Fund Index			CRISIL Composite Bond Fund Index		
<b>Additional Benchmark Index 1</b>	CRISIL 10 Year Gilt Index			CRISIL 10 Year Gilt Index		
<b>Additional Benchmark Index 2</b>	NA	NA	NA	NA	NA	NA

HISTORICAL PER UNIT STATISTICS	HSBC Fixed Term Series 132 ₹			HSBC Fixed Term Series 133 ₹		
	1-Apr-21 31-Mar-22	1-Apr-20 31-Mar-21	1-Apr-19 31-Mar-20	1-Apr-21 31-Mar-22	1-Apr-20 31-Mar-21	1-Apr-19 31-Mar-20
<b>NAV at the beginning of the period (Rs.) ^^^</b>						
<b>Dividend Option</b>	12.6006	11.6154	10.7229	12.2562	11.4002	10.6989
Growth Option	12.6006	11.6154	10.7229	12.2562	11.4002	10.6989
Direct Plan - Growth Option	12.6811	11.6648	10.7454	12.3336	11.4477	10.7205
Direct Plan - Dividend Option	12.6811	11.6648	10.7454	12.3336	11.4477	10.7205
<b>Dividend paid per unit during the year (Individual/HUF) (Rs.) #</b>						
Dividend Option	2.6460	–	–	2.2944	–	–
Direct Plan - Dividend Option	2.7291	–	–	2.3742	–	–
<b>Dividend paid per unit during the year (Others) (Rs.) #</b>						
Dividend Option	2.6460	–	–	2.2944	–	–
Direct Plan - Dividend Option	2.7291	–	–	2.3742	–	–
<b>NAV at the End of the year/period (Rs.)</b>						
Dividend Option	N.A	12.6006	11.6154	N.A	12.2562	11.4002
Growth Option	N.A	12.6006	11.6154	N.A	12.2562	11.4002
Direct Plan - Growth Option	N.A	12.6811	11.6648	N.A	12.3336	11.4477
Direct Plan - Dividend Option	N.A	12.6811	11.6648	N.A	12.3336	11.4477
<b>Net Assets at End of Year/period (Rs. In Crores)</b>	–	155.29	143.15	–	118.25	109.96
Ratio of Recurring Expenses to Average Daily Net Assets (%) (Annualised)	0.30%	0.32%	0.32%	0.27%	0.29%	0.29%
<b>Date of Allotment Direct</b>		12 Mar 18			27 Mar 18	
<b>Date of Allotment Regular</b>		12 Mar 18			27 Mar 18	
<b>Annualised Returns (Since inception) **</b>						
Direct	7.97%	8.09%	7.78%	7.10%	7.21%	6.94%
Market Value (Value of Rs. 10,000 invested)	12,729	12,681	11,665	12,374	12,334	11,448
Regular	7.75%	7.86%	7.56%	6.88%	6.98%	6.72%
Market Value (Value of Rs. 10,000 invested)	12,646	12,600.00	11615.00	12,294	12,255.00	11399.00
<b>Benchmark Returns (Since inception)</b>						
Direct	9.43%	9.39%	10.22%	8.99%	8.93%	9.55%
Market Value (Value of Rs. 10,000 invested)	13,276	13,154	12213.00	13,062	12,941	12016.00
Regular	9.43%	9.39%	10.22%	8.99%	8.93%	9.55%
Market Value (Value of Rs. 10,000 invested)	13,276	13154.00	12213.00	13,062	12,941.00	12016.00
<b>Performance of Additional Benchmark (Since inception) 1</b>						
Direct	9.11%	8.80%	11.42%	8.42%	8.09%	10.38%
Market Value (Value of Rs. 10,000 invested)	13,154	12938.00	12487.00	12,852	12641.00	12201.00
Regular	9.11%	8.80%	11.42%	8.42%	8.09%	10.38%
Market Value (Value of Rs. 10,000 invested)	13,154	12938.00	12487.00	12,852	12641.00	12201.00
<b>Performance of Additional Benchmark (Since inception) 2</b>						
Direct	NA	NA	NA	NA	NA	NA
<b>Market Value (Value of Rs. 10,000 invested)</b>	NA	NA	NA	NA	NA	NA
Regular	NA	NA	NA	NA	NA	NA
<b>Market Value (Value of Rs. 10,000 invested)</b>	NA	NA	NA	NA	NA	NA
<b>Benchmark Index</b>	CRISIL Composite Bond Fund Index			CRISIL Composite Bond Fund Index		
<b>Additional Benchmark Index 1</b>	CRISIL 10 Year Gilt Index			CRISIL 10 Year Gilt Index		
<b>Additional Benchmark Index 2</b>	NA	NA	NA	NA	NA	NA

HISTORICAL PER UNIT STATISTICS	HSBC Fixed Term Series 134 ₹			HSBC Fixed Term Series 135 ₹		
	1-Apr-21 31-Mar-22	1-Apr-20 31-Mar-21	1-Apr-19 31-Mar-20	1-Apr-21 31-Mar-22	1-Apr-20 31-Mar-21	1-Apr-19 31-Mar-20
<b>NAV at the beginning of the period (Rs.) ^^^</b>						
<b>Dividend Option</b>	10.9975	10.3984	10.6807	10.9675	10.3495	10.5885
Growth Option	10.9975	10.3984	10.6807	10.9675	10.3495	10.5885
Direct Plan - Growth Option	11.1105	10.4662	10.7101	11.0631	10.4059	10.6114
Direct Plan - Dividend Option	11.1105	10.4662	10.7101	11.0631	10.4059	10.6114
<b>Dividend paid per unit during the year (Individual/HUF) (Rs.) #</b>						
Dividend Option	1.0782	–	–	1.0813	–	–
Direct Plan - Dividend Option	1.2019	–	–	1.1897	–	–
<b>Dividend paid per unit during the year (Others) (Rs.) #</b>						
Dividend Option	1.0782	–	–	1.0813	–	–
Direct Plan - Dividend Option	1.2019	–	–	1.1897	–	–
<b>NAV at the End of the year/period (Rs.)</b>						
Dividend Option	N.A	10.9975	10.3984	N.A	10.9675	10.3495
Growth Option	N.A	10.9975	10.3984	N.A	10.9675	10.3495
Direct Plan - Growth Option	N.A	11.1105	10.4662	N.A	11.0631	10.4059
Direct Plan - Dividend Option	N.A	11.1105	10.4662	N.A	11.0631	10.4059
<b>Net Assets at End of Year/period (Rs. In Crores)</b>	–	173.33	163.68	–	184.04	173.53
Ratio of Recurring Expenses to Average Daily Net Assets (%) (Annualised)	0.30%	0.31%	0.31%	0.34%	0.35%	0.36%
<b>Date of Allotment Direct</b>	08 Jun 18			10 Jul 18		
<b>Date of Allotment Regular</b>	08 Jun 18			10 Jul 18		
<b>Annualised Returns (Since inception) **</b>						
Direct	3.78%	3.81%	2.54%	3.75%	3.78%	2.33%
Market Value (Value of Rs. 10,000 invested)	11,202	11,110	10,466	11,190	11,063	10,406
Regular	3.40%	3.44%	2.18%	3.42%	3.45%	2.01%
Market Value (Value of Rs. 10,000 invested)	11,078	10,998.00	10399.00	11,081	10,969.00	10349.00
<b>Benchmark Returns (Since inception)</b>						
Direct	9.92%	10.26%	11.71%	9.66%	10.20%	11.68%
Market Value (Value of Rs. 10,000 invested)	13,357	13,163	12224.00	13,256	13,031	12101.00
Regular	9.92%	10.26%	11.71%	9.66%	10.20%	11.68%
Market Value (Value of Rs. 10,000 invested)	13,357	13163.00	12224.00	13,256	13,031.00	12101.00
<b>Performance of Additional Benchmark (Since inception) 1</b>						
Direct	9.71%	9.70%	13.21%	8.99%	9.63%	13.28% ₹₹
Market Value (Value of Rs. 10,000 invested)	13,278	12976.00	12524.00	13,012	12848.00	12401.00
Regular	9.71%	9.70%	13.21%	8.99%	9.63%	13.28% ₹₹
Market Value (Value of Rs. 10,000 invested)	13,278	12976.00	12524.00	13,012	12848.00	12401.00
<b>Performance of Additional Benchmark (Since inception) 2</b>						
Direct	NA	NA	NA	NA	NA	NA
<b>Market Value (Value of Rs. 10,000 invested)</b>	NA	NA	NA	NA	NA	NA
Regular	NA	NA	NA	NA	NA	NA
<b>Market Value (Value of Rs. 10,000 invested)</b>	NA	NA	NA	NA	NA	NA
<b>Benchmark Index</b>	CRISIL Composite Bond Fund Index			CRISIL Composite Bond Fund Index		
<b>Additional Benchmark Index 1</b>	CRISIL 10 Year Gilt Index			CRISIL 10 Year Gilt Index		
<b>Additional Benchmark Index 2</b>	NA	NA	NA	NA	NA	NA

HISTORICAL PER UNIT STATISTICS	HSBC Fixed Term Series 136 ₹			HSBC Fixed Term Series 137		
	1-Apr-21 31-Mar-22	1-Apr-20 31-Mar-21	1-Apr-19 31-Mar-20	1-Apr-21 31-Mar-22	1-Apr-20 31-Mar-21	1-Apr-19 31-Mar-20
<b>NAV at the beginning of the period (Rs.) ^^^</b>						
<b>Dividend Option</b>	11.0446	10.3682	10.4720	12.1877	11.2046	10.2484
Growth Option	11.0446	10.3682	10.4720	12.1877	11.2046	10.2484
Direct Plan - Growth Option	11.1374	10.4216	10.4917	12.2594	11.2404	10.2534
Direct Plan - Dividend Option	11.1374	10.4216	10.4917	12.2594	11.2404	10.2534
<b>Dividend paid per unit during the year (Individual/HUF) (Rs.) #</b>						
Dividend Option	1.2368	–	–	N.A	N.A	N.A
Direct Plan - Dividend Option	1.3493	–	–	N.A	N.A	N.A
<b>Dividend paid per unit during the year (Others) (Rs.) #</b>						
Dividend Option	1.2368	–	–	N.A	N.A	N.A
Direct Plan - Dividend Option	1.3493	–	–	N.A	N.A	N.A
<b>NAV at the End of the year/period (Rs.)</b>						
Dividend Option	N.A	11.0446	10.3682	12.6864	12.1877	11.2046
Growth Option	N.A	11.0446	10.3682	12.6864	12.1877	11.2046
Direct Plan - Growth Option	N.A	11.1374	10.4216	12.7951	12.2594	11.2404
Direct Plan - Dividend Option	N.A	11.1374	10.4216	12.7951	12.2594	11.2404
<b>Net Assets at End of Year/period (Rs. In Crores)</b>	–	52.69	49.46	74.72	71.72	65.88
Ratio of Recurring Expenses to Average Daily Net Assets (%) (Annualised)	0.42%	0.43%	0.43%	0.29%	0.29%	0.29%
<b>Date of Allotment Direct</b>	13 Aug 18			18 Jan 19		
<b>Date of Allotment Regular</b>	13 Aug 18			18 Jan 19		
<b>Annualised Returns (Since inception) **</b>						
Direct	4.12%	4.18%	2.56%	8.01%	9.70%	10.23%
Market Value (Value of Rs. 10,000 invested)	11,349	11,137	10,422	12,795	12,259	11,240
Regular	3.79%	3.85%	2.24%	7.72%	9.41%	9.94%
Market Value (Value of Rs. 10,000 invested)	11,237	11,046.00	10368.00	12,686	12,188.00	11204.00
<b>Benchmark Returns (Since inception)</b>						
Direct	9.61%	10.14%	11.67%	8.41%	10.25%	12.42%
Market Value (Value of Rs. 10,000 invested)	13,334	12,895	11975.00	12,949	12,395.00	11508.00
Regular	9.61%	10.14%	11.67%	8.41%	10.25%	12.42%
Market Value (Value of Rs. 10,000 invested)	13,334	12,895.00	11975.00	12,949	12,395.00	11508.00
<b>Performance of Additional Benchmark (Since inception) 1</b>						
Direct	8.66%	9.48%	13.24% ₹₹	6.53%	9.10%	13.90%
Market Value (Value of Rs. 10,000 invested)	12,975	12693.00	12251.00	12,242	12,112.00	11690.00
Regular	8.66%	9.48%	13.24% ₹₹	6.53%	9.10%	13.90%
Market Value (Value of Rs. 10,000 invested)	12,975	12693.00	12251.00	12,242	12,112.00	11690.00
<b>Performance of Additional Benchmark (Since inception) 2</b>						
Direct	NA	NA	NA	NA	NA	NA
<b>Market Value (Value of Rs. 10,000 invested)</b>	NA	NA	NA	NA	NA	NA
Regular	NA	NA	NA	NA	NA	NA
<b>Market Value (Value of Rs. 10,000 invested)</b>	NA	NA	NA	NA	NA	NA
<b>Benchmark Index</b>	CRISIL Composite Bond Fund Index			CRISIL Composite Bond Fund Index		
<b>Additional Benchmark Index 1</b>	CRISIL 10 Year Gilt Index			CRISIL 10 Year Gilt Index		
<b>Additional Benchmark Index 2</b>	NA	NA	NA	NA	NA	NA



HISTORICAL PER UNIT STATISTICS	HSBC Fixed Term Series 139			HSBC Fixed Term Series 140		
	1-Apr-21 31-Mar-22	1-Apr-20 31-Mar-21	1-Apr-19 31-Mar-20	1-Apr-21 31-Mar-22	1-Apr-20 31-Mar-21	1-Apr-19 31-Mar-20
<b>NAV at the beginning of the period (Rs.) ^^^</b>						
<b>Dividend Option</b>	12.0900	11.1325	10.1515	11.9284	10.9491	N.A
Growth Option	12.0900	11.1325	10.1515	11.9284	10.9491	N.A
Direct Plan - Growth Option	12.1579	11.1651	10.1537	11.9903	10.9765	N.A
Direct Plan - Dividend Option	12.1579	11.1651	10.1537	11.9903	10.9765	N.A
<b>Dividend paid per unit during the year (Individual/HUF) (Rs.) #</b>						
Dividend Option	N.A	N.A	N.A	N.A	N.A	N.A
Direct Plan - Dividend Option	N.A	N.A	N.A	N.A	N.A	N.A
<b>Dividend paid per unit during the year (Others) (Rs.)#</b>						
Dividend Option	N.A	N.A	N.A	N.A	N.A	N.A
Direct Plan - Dividend Option	N.A	N.A	N.A	N.A	N.A	N.A
<b>NAV at the End of the year/period (Rs.)</b>						
Dividend Option	12.5676	12.0900	11.1325	12.4213	11.9284	10.9491
Growth Option	12.5676	12.0900	11.1325	12.4213	11.9284	10.9491
Direct Plan - Growth Option	12.6718	12.1579	11.1651	12.5190	11.9903	10.9765
Direct Plan - Dividend Option	12.6718	12.1579	11.1651	12.5190	11.9903	10.9765
<b>Net Assets at End of Year/period (Rs. In Crores)</b>	53.91	51.84	47.70	47.90	45.97	42.18
Ratio of Recurring Expenses to Average Daily Net Assets (%) (Annualised)	0.32%	0.32%	0.32%	0.32%	0.32%	0.29%
<b>Date of Allotment Direct</b>		26 Feb 19			26-Apr-19	
<b>Date of Allotment Regular</b>		26 Feb 19			26-Apr-19	
<b>Annualised Returns (Since inception) **</b>						
Direct	7.96%	9.78%	10.61%	7.97%	9.85%	9.77% ¥¥
Market Value (Value of Rs. 10,000 invested)	12,672	12,158	11,165	12,519	11,990	10,910
Regular	7.67%	9.49%	10.31%	7.68%	9.56%	9.49% ¥¥
Market Value (Value of Rs. 10,000 invested)	12,568	12,090.00	11132.00	12,421	11,929.00	10949.00
<b>Benchmark Returns (Since inception)</b>						
Direct	8.56%	10.56%	13.25%	8.46%	10.58%	12.76% ¥¥
Market Value (Value of Rs. 10,000 invested)	12,891	12,338.00	11457.00	12,686	12,144.00	11188.00
Regular	8.56%	10.56%	13.25%	8.46%	10.58%	12.76% ¥¥
Market Value (Value of Rs. 10,000 invested)	12,891	12,338.00	11457.00	12,686	12,144.00	11188.00
<b>Performance of Additional Benchmark (Since inception) 1</b>						
Direct	6.47%	9.14%	14.47%	6.40%	9.27%	14.5417% ¥¥
Market Value (Value of Rs. 10,000 invested)	12,139	12,010.00	11592.00	11,995	11,867.00	11355.00
Regular	6.47%	9.14%	14.47%	6.40%	9.27%	14.5417% ¥¥
Market Value (Value of Rs. 10,000 invested)	12,139	12,010.00	11592.00	11,995	11,867.00	11355.00
<b>Performance of Additional Benchmark (Since inception) 2</b>						
Direct	NA	NA	NA	NA	NA	NA
<b>Market Value (Value of Rs. 10,000 invested)</b>	NA	NA	NA	NA	NA	NA
Regular	NA	NA	NA	NA	NA	NA
<b>Market Value (Value of Rs. 10,000 invested)</b>	NA	NA	NA	NA	NA	NA
<b>Benchmark Index</b>	CRISIL Composite Bond Fund Index			CRISIL Composite Bond Fund Index		
<b>Additional Benchmark Index 1</b>	CRISIL 10 Year Gilt Index			CRISIL 10 Year Gilt Index		
<b>Additional Benchmark Index 2</b>	NA	NA	NA	NA	NA	NA

**Notes :**

- 1) # Dividend paid per unit is net of dividend distribution tax, wherever dividend distribution tax is applicable.
- 2) \$+ Schemes launched during the period.
- 3) ! Indicates there are no investors in the Option.
- 4) ^^ For HSBC CRISIL IBX 50:50 Gilt Plus SDL Apr 2028 Index Fund it is Computed NAV on March 31, 2022 and the first NAV is declared on 4th April 2022.
- 5) ^^ As 30th & 31st March, 2019 were non-business days for this scheme, NAV at the beginning of the period are as of March 29, 2019.
- 6) ¥ During the period following schemes matured as follows.

From Scheme	Matured on Date
HSBC Fixed Term Series 130	08-Apr-21
HSBC Fixed Term Series 131	03-May-21
HSBC Fixed Term Series 132	03-May-21
HSBC Fixed Term Series 133	03-May-21
HSBC Fixed Term Series 134	29-Jun-21
HSBC Fixed Term Series 135	30-Jul-21
HSBC Fixed Term Series 136	30-Sep-21

- 7) + For HSBC Small cap Equity Fund: S&P BSE 250 Small Cap Index TRI was launched on 30 November 2017 i.e post date of allotment of HSBC Small Cap Equity Fund, the 5 years & returns since inception are not available.
  - + For HSBC Infrastructure Equity Fund: S&P BSE India Infrastructure Index TRI was launched on 19 May 2014 i.e., post date of allotment of HSBC Infrastructure Equity Fund, the returns since inception are not available.
  - + For HSBC Large Cap Equity Fund Nifty 100 TRI index was launched on Jan 01, 2003 i.e. post date of allotment of HSBC Large cap equity fund direct plan, the returns since inception are not available.
  - + For HSBC Flexi Cap Fund :The benchmark of the scheme has been changed from S&P BSE 200 TRI to NIFTY 500 TRI with effect from November 18, 2019.
  - + For HSBC Equity Hybrid Fund :The benchmark of the scheme has been changed from A customized index with 70% weight to S&P BSE 200 TRI and 30% weight to CRISIL Composite Bond Fund Index to CRISIL Hybrid 35+65 Aggressive Index with effect from December 01, 2021.
  - + For HSBC Focused Equity Fund :The benchmark of the scheme has been changed from S&P BSE 200 TRI to NIFTY 500 TRI with effect from December 01, 2021.
  - + For HSBC Large Cap Equity Fund :The benchmark of the scheme has been changed from Nifty 50 TRI to NIFTY 100 TRI with effect from December 01, 2021.
  - + For HSBC Tax Saver Equity Fund :The benchmark of the scheme has been changed from S&P BSE 200 TRI to NIFTY 500 TRI with effect from December 01, 2021.
  - + For HSBC Mid Cap Fund :The benchmark of the scheme has been changed from Nifty Midcap 150 Index TRI to S&P BSE 150 MidCap TRI with effect from December 02, 2021.
- 8) \$ With effect from January 28,2021, HSBC Multi Cap Equity Fund, a Multi Cap Fund had been re-categorized to Flexi Cap Fund and new name of the scheme is HSBC Flexi Cap Fund.
- 9) ¥¥ Since scheme has not completed one year, since inception scheme & benchmark returns are absolute returns.
- 10) \*\* Returns given are for Growth Plan.
- 11) \* With effect from 13 May 2021, HSBC Global Consumer Opportunities Fund– Benefiting from China’s Growing Consumption Power merged into HSBC Asia Pacific (Ex Japan) Dividend Yield Fund
- 12) Additional Benchmark Index 1 & Index 2 disclosed above is as per SEBI circular no. SEBI/HO/IMD/DF2/CIR/P/2021/024 dated March 04, 2021.
- 13) Pursuant to SEBI Circular No. SEBI/HO/IMD/DF3/CIR/P/2020/194 dated October 05, 2020, the nomenclature of ‘Dividend Option’ under all the schemes of HSBC Mutual Fund has been revised to ‘Income Distribution cum Capital Withdrawal Option’ (IDCW), with effect from April 01, 2021.

**Single Plan Structure**

Name of Scheme	Existing Plan(s)	Plan(s) discontinued from accepting subscriptions	Plan(s) available for fresh subscription
HSBC Cash Fund	Regular Plan	Regular Plan	–
	Institutional Plan	Institutional Plan	–
	Institutional Plus Plan	–	Institutional Plus Plan
HSBC Ultra Short Term Bond Fund	Regular Plan	Regular Plan	–
	Institutional Plan	–	Institutional Plan
	Institutional Plus Plan	Institutional Plus Plan	–
HSBC Short Duration Fund	Regular Plan	–	Regular Plan
	Institutional Plan	Institutional Plan	–
	Institutional Plus Plan	Institutional Plus Plan	–
HSBC Flexi Debt Fund	Retail Plan	Regular Plan	–
	Institutional Plan	–	Institutional Plan
HSBC Debt Fund	Regular Plan	–	Regular Plan
	Institutional Plan	Institutional Plan	–

**Riskometer**

Scheme Risk-o-meter	Benchmark Risk-o-meter
<b>HSBC Infrastructure Equity Fund</b> 	<b>S&amp;P BSE India Infrastructure TR</b> 
Investors understand that their principal will be at Very High risk	

<b>HSBC Small Cap Equity Fund</b> 	<b>S&amp;P BSE 250 Small Cap Index TRI</b> 
Investors understand that their principal will be at Very High risk	

<b>HSBC Tax Saver Equity Fund</b> 	<b>NIFTY 500 TRI</b> 
Investors understand that their principal will be at Very High risk	

<b>HSBC Large Cap Equity Fund</b> 	<b>NIFTY 100 TRI</b> 
Investors understand that their principal will be at Very High risk	

<b>HSBC Flexi Cap Fund</b> 	<b>NIFTY 500 TRI</b> 
Investors understand that their principal will be at Very High risk	

<b>HSBC Focused Equity Fund</b> 	<b>NIFTY 500 TRI</b> 
Investors understand that their principal will be at Very High risk	

<b>HSBC Equity Hybrid Fund</b> 	<b>CRISIL Hybrid 35 + 65 Aggressive Index</b> 
Investors understand that their principal will be at Very High risk	

<b>HSBC Large and Mid Cap Equity Fund</b> 	<b>NIFTY Large Midcap 250 TRI</b> 
Investors understand that their principal will be at Very High risk	

Scheme Risk-o-meter	Benchmark Risk-o-meter
<b>HSBC Global Emerging Markets Fund</b> 	<b>MSCI Emerging Market Index TRI</b> 
Investors understand that their principal will be at Very High risk	

<b>HSBC Brazil Fund</b> 	<b>MSCI Brazil 10/40 Index TRI</b> 
Investors understand that their principal will be at Very High risk	

<b>HSBC Asia Pacific (Ex Japan) Dividend Yield Fund</b> 	<b>MSCI AC Asia Pacific ex Japan TRI</b> 
Investors understand that their principal will be at Very High risk	

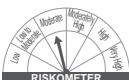
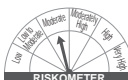

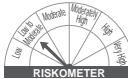

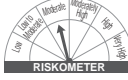

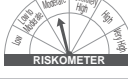



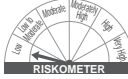

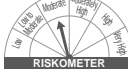
<b>HSBC Managed Solutions India - Growth</b> 	<b>S&amp;P BSE 200 Index</b> 	<b>CRISIL Composite Bond Fund Index</b> 
Investors understand that their principal will be at Very High risk		



<b>HSBC Managed Solutions India - Moderate</b> 	<b>CRISIL Hybrid 35 + 65 - Aggressive Index</b> 
Investors understand that their principal will be at High risk	



<b>HSBC Managed Solutions India - Conservative</b> 	<b>S&amp;P BSE 200 Index</b> 	<b>CRISIL Composite Bond Fund Index</b> 
Investors understand that their principal will be at Moderately High risk		

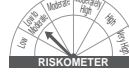

<b>HSBC Global Equity Climate Change Fund of Fund</b> 	<b>MSCI AC World Index TRI</b> 
Investors understand that their principal will be at Very High risk	



<b>HSBC Low Duration Fund</b> 	<b>CRISIL Low Duration Fund BI Index</b> 
Investors understand that their principal will be at Low to Moderate risk	

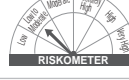

Scheme Risk-o-meter	Benchmark Risk-o-meter
<b>HSBC Flexi Debt Fund</b> 	<b>CRISIL Dynamic Bond Fund All Index</b> 
Investors understand that their principal will be at Moderate risk	
<b>HSBC Cash Fund</b> 	<b>CRISIL Low Duration Fund BI Index</b> 
Investors understand that their principal will be at Low to Moderate risk	
<b>HSBC Short Duration Fund</b> 	<b>CRISIL Short Duration Fund BI Index</b> 
Investors understand that their principal will be at Moderate risk	
<b>HSBC Debt Fund</b> 	<b>CRISIL Medium to Long Duration Fund Bill Index</b> 
Investors understand that their principal will be at Moderate risk	
<b>HSBC Regular Saving Fund</b> 	<b>CRISIL Hybrid 85 + 15 - Conservative Index</b> 
Investors understand that their principal will be at Moderately High risk	
<b>HSBC Overnight Fund</b> 	<b>CRISIL Overnight Fund AI Index</b> 
Investors understand that their principal will be at Low risk	
<b>HSBC Ultra Short Duration Fund</b> 	<b>CRISIL Ultra Short Duration Fund AI Index</b> 
Investors understand that their principal will be at Low to Moderate risk	

Scheme Risk-o-meter	Benchmark Risk-o-meter
<b>HSBC Corporate Bond Fund</b> 	<b>NIFTY Short Duration Debt Index A-II</b> 
Investors understand that their principal will be at Moderate risk	

<b>HSBC CRISIL IBX 50:50 Gilt Plus SDL Apr 2028 Index Fund</b> 	<b>CRISIL IBX 50:50 Gilt Plus SDL Index - April 2028</b> 
Investors understand that their principal will be at Moderate risk	

<b>HSBC Fixed Term Series 137</b> 	<b>CRISIL Composite Bond Fund Index</b> 
Investors understand that their principal will be at Low to Moderate risk	

<b>HSBC Fixed Term Series 138</b> 	<b>CRISIL Composite Bond Fund Index</b> 
Investors understand that their principal will be at Low to Moderate risk	

<b>HSBC Fixed Term Series 139</b> 	<b>CRISIL Composite Bond Fund Index</b> 
Investors understand that their principal will be at Low to Moderate risk	

Please note that the above risk-o-meter is as per the product labelling of the Scheme basis Scheme's monthly portfolio as on March 31, 2022. As per SEBI circular dated October 5, 2020 on product labelling (as amended from time to time), risk-o-meter will be calculated on a monthly basis based on the risk value of the scheme portfolio based on the methodology specified by SEBI in the above stated circular. The AMC shall disclose the risk-o-meter along with portfolio disclosure for all their schemes on their respective website and on AMFI website within 10 days from the close of each month. Any change in risk-o-meter shall be communicated by way of Notice cum Addendum and by way of an e-mail or SMS to unitholders of that particular Scheme.

### III. HOW TO APPLY?

- The Application Form for the sale of Units of the Scheme will be available at the Investor Service Centres/Designated Collection Centres/Distributors and also on our website at [www.assetmanagement.hsbc.co.in](http://www.assetmanagement.hsbc.co.in).
- Applications should be completed in block letters in English. Signatures should be in English or in any Indian language. Thumb impressions and signatures in languages not specified in the Eighth Schedule of the Constitution of India should be attested by a magistrate or a Notary Public or a special Executive Magistrate under his/her official seal.
- Payment should be made by cheque or bank draft drawn on any bank which is situated at and is a member of the Banker's Clearing House located at the place where the application is submitted or in a manner acceptable to the AMC, which is evidenced by receipt of credit in Bank Account of the Fund.
- Outstation cheques will not be accepted and applications accompanied by such cheques are liable to be rejected. However, outstation cheques are acceptable in case of SIP applications. The first instalment of SIP should however be payable at the location where the application is tendered.
- No cash, money orders and postal orders will be accepted.
- Post-dated cheques will not be accepted.
- Bank charges for demand drafts will be reimbursed by the AMC in the form of allotment of additional units limited upto the maximum bank charges as per table below.

Amount	DD Charges
Up to Rs. 10,000	At actuals, subject to a maximum of Rs. 65/-
Above Rs. 10,000	At Rs. 3.5 per Rs. 1,000/- Minimum Rs. 65/- and Maximum Rs. 12,500/-

However, such Demand Draft charges would be borne by the AMC only when the investor is not residing in any of the locations where the AMC or CAMS have official points of acceptance and the Demand draft has also not been issued from any of such locations. Such demand drafts should be payable at the AMC/CAMS location where the investment application is submitted. The AMC will not entertain any request for refund of demand draft charges.

- Applications should be made in adherence to the minimum amount requirements as mentioned in the Scheme Information Document.
- All cheques and bank drafts must be drawn in the name of the Scheme e.g. "HSBC Equity Fund" and crossed "Account Payee only". A separate cheque or bank draft must accompany each Application. Investors must use separate application forms for investing simultaneously in more than one option of the Scheme subject to the minimum subscription requirements under each option.
- All cheques and bank drafts accompanying the application form should contain the application form number/folio number on its reverse.
- Investors are requested to use the services of AMFI certified Distributors empanelled with the AMC. The AMC shall not be liable to an Investor, with respect to investments made through non-empanelled Distributors. If the investor wishes to invest directly, i.e. without involving the services of any agent or broker, "DIRECT" should be mentioned in the space provided for "ARN Number" in the Application Form/Transaction Form. Any subsequent change/update/removal of broker code will be based on the written request from the Unit holder and will

be on a prospective basis only from the date when the Registrar executes such written instruction.

- **Treatment of Financial Transactions Received Through Suspended Distributors :**

1. All Purchase/Switch requests (including under fresh registrations of Systematic Investment Plan ("SIP")/Systematic Transfer Plan ("STP") or under SIPs/STPs registered prior to the suspension period) received during the suspension period shall be processed under "Direct Plan" and continue to be processed under "Direct Plan" perpetually unless, after suspension of ARN is revoked, investor makes a written request to process the future instalments/investments under "Regular Plan". HSBC Asset Management (India) Private Limited ('AMC') shall also suitably inform the concerned unitholders about the suspension of the distributor from doing mutual fund distribution business.
2. Any Purchase/Switch or SIP/STP transaction requests received through the stock exchange platform, from any distributor whose ARN has been suspended, shall be rejected.
3. Additionally, where the ARN of a distributor has been terminated permanently, the AMC shall advise the concerned unitholder(s), who may at their option, either continue their existing investments under Regular Plan under any valid ARN holder of their choice or switch their existing investments from "Regular Plan" to "Direct Plan" subject to tax implications and exit load, if any.

- **Employee Unique Identification Number (EUIIN) :** Applications received without a valid EUIIN is subject to rejection by the fund. Employee Unique Identification Number (EUIIN) : SEBI circular CIR/IMD/DF/21/2012 dated September 13, 2012, required creation of a unique identity number of the employee/relationship manager/sales person of the distributors interacting with the investor for the sale of mutual fund products, in addition to the AMFI Registration Number (ARN) of the distributor. Due to this regulatory change, all employees of distributors who are involved in sale of mutual fund products are required to be obtained an Employee Unique Identification Number (EUIIN). Quoting of EUIIN is mandatory irrespective of whether the transaction is "Execution only" or "Advisory". Applications received without a valid EUIIN is subject to rejection by the fund. Under instances where the investment/switch has been carried out or submitted without any interaction by the employee/sales person/relationship manager of the distributor/sub broker with respect to the transaction, Investors are requested to submit a declaration available on our Fund website, to confirm the same.

- **Option to hold Units in Demat mode:** In terms of SEBI circular dated May 19, 2011, with effect from October 01, 2011, investors subscribing for the Units in any of the schemes of the Fund may opt to hold Units in dematerialized (demat) mode by filling and providing details of their demat account in the specified application form and furnish Bank Account details linked with their demat account. Units shall be allotted in physical form by default, unless the investors intimate their intention of holding Units in demat form by filling in the specified application form. This option shall be available in accordance with the provisions laid under the respective scheme(s) and in terms of guidelines/procedural requirements as laid by the depositories (NSDL/CDSL) from time to time. Currently, the option to hold Units in demat form shall not be available to investors subscribing for Units into options where the dividend distribution



frequency is less than one month.

Investors intending to hold the Units in Demat form are required to have a beneficiary account with the Depository Participant (DP) registered with NSDL/CDSL and will be required to indicate in the specified application form, the DP's name, DP ID number and the beneficiary account number of the Unit holder with the DP apart from other details. In case the Demat account details are not provided or the details are incomplete or the details do not match with the records as per Depository(ies), Units will be allotted in physical form. The sequence of names/pattern of holding as mentioned in the application form must be same as that in the demat account. Units shall be credited to the investors' demat account only after the funds are credited into the Mutual Fund's scheme(s) account to the satisfaction of the AMC. In case of credit of Units to depository account, applicants' details like the mode of holding, bank account, correspondence address, payment bank, nomination etc. will be considered as appearing in the DP records. For any subsequent change in static information like address, bank details, nomination etc. investors should approach their respective depository.

If the demat account details do not match with applicants' name and order, Units will be allotted in physical form. Bank details in such cases shall be captured from the payment instrument provided by the investor. No further transactions shall be permitted in such folio in case Units have been allotted in physical form, till the time KYC related documents are provided, or until valid depository account details are provided for holding of units in demat mode.

In case, the Unit holder desires to convert the Units into Dematerialized/Rematerialized form at a later date, the request for conversion of Units held from non-demat form into Demat (electronic) form or vice-versa should be submitted alongwith a Demat/Remat Request Form to their Depository Participants. Rematerialization of Units will be in accordance with the provisions of SEBI (Depositories & Participants) Regulations, 2018 as may be amended from time. Units held in demat form will be transferable subject to the provisions laid under the respective Scheme(s)/Plan(s) and in accordance with provisions of Depositories Act, 2018 and the SEBI (Depositories and Participants) Regulations, 2018 as may be amended from time to time. All expenses in connection with demat account/demat materialisation of units will have to be incurred by the investor.

- **Transacting through Stock Exchange mechanism:** The Mutual Fund also offers an alternate facility of transacting in the Units of the select Schemes of the Mutual Fund through the mutual fund trading platform of the Bombay Stock Exchange (BSE STAR MF) and National Stock Exchange (NSE MFSS). Investors desirous of transacting through the stock exchange mode have an option to hold units in Demat Mode or in Physical Mode. Investors may note that the facility of transacting through the stock exchange mode being offered for all schemes of the Mutual Fund. Investors desirous of transacting through the stock exchange mode shall submit applications to registered stock brokers, clearing members of recognized stock exchanges, or Depository Participants for transacting through BSE STAR MF or NSE MFSS. Stock brokers, Clearing members and Depository Participants (DP) will be considered as official points of acceptance of such transactions. A confirmation slip will be issued to the investor upon acceptance of the application.
- If the investor wishes to invest directly, i.e. without involving the services of any agent or broker, "DIRECT" should be mentioned in the space provided for "ARN Number" in the application form/Transaction Form. Any subsequent change/updation/removal of broker code will be based on the written request from the Unit holder and will be on a prospective

basis only from the date when the Registrar executes such written instruction.

- The Application Forms together with the cheque/demand draft can be tendered at any of the Designated Collection Centres.
- **ASBA facility :** An investor can subscribe to NFO through "Applications Supported by Blocked Amount (ASBA)" facility by applying for the Units offered under the Scheme(s) in the ASBA Application Form and following the procedure as prescribed in the form.
- Any discrepancy in the application on account of address or residence status, the application will be rejected and the money will be refunded upon confirmation from KRA.
- **Additional Mode of Payment through Applications Supported by Blocked Amount (Applicable during NFO period)**

As defined under SEBI (Issue of Capital and Disclosure Requirements) Regulations, 2009, "Application Supported by Blocked Amount (ASBA)" means an application for subscribing to a public issue or rights issue, along with an authorisation to Self Certified Syndicate Bank ('SCSB') to block the application money in a bank account. The ASBA facility shall co-exist with the current process, wherein cheques/demand drafts are accepted by Mutual Funds as a mode of payment for subscription.

Self Certified Syndicate Bank (SCSB) means a banker to an issue registered with SEBI, which offers the facility of ASBA. The SCSB shall identify its Designated Branches (DBs) at which an ASBA investor shall submit the ASBA form. SCSB shall also identify the Controlling Branch (CB) which shall act as a co-coordinating Branch for the Registrars. The list of banks that have been notified by SEBI to act as SCSBs for the ASBA and their designated branches is available on the website of SEBI ([www.sebi.gov.in](http://www.sebi.gov.in)).

#### Process to be followed

- Investor intending to subscribe to Units of NFO through ASBA, shall submit a duly completed ASBA form to an SCSB, with whom his/her bank account is maintained and will be provided an acknowledgement. The ASBA Application Form towards the subscription of Units can be submitted through one of the following modes –
  - a. Submit the form physically with the Designated Branches (DBs) of the SCSB ("Physical ASBA"); or
  - b. Submit the form electronically through the internet banking facility offered by the SCSB ("Electronic ASBA").
- In case the bank account specified in the ASBA form does not have sufficient credit balance to meet the application money towards the subscription of Units, the Bank shall reject the application.
- On acceptance of the form, the SCSB shall block funds available in the bank account specified to the extent of the application money specified in the ASBA form.
- The application money towards subscription of Units shall be blocked in the account until (i) allotment of Units is made or (ii) rejection of the application or (iii) winding up of the Scheme, as the case may be.
- SCSBs shall unblock the bank accounts for (i) transfer of requisite money to the Mutual Fund/Scheme bank account against each valid application on allotment or (ii) in case the application is rejected.

- **Mechanism for Redressal of Investor Grievances**

All grievances relating to the ASBA facility may be addressed to the respective SCSBs, giving full details such as name, address of the applicant, number of Units applied for, counterfoil or

the application reference given by the SCSBs, DBs or CBs, amount paid on application and the Designated Branch or the collection centre of the SCSB where the Application Form was submitted by the ASBA Investor. If the SCSB is unable to resolve the grievance, it shall be addressed to the Registrar and Transfer Agent M/s. Computer Age Management Services Limited (CAMS), 'C' Block, 2nd Floor, Hanudev Info Park P Ltd, SF No. 558/2, Udayampalayam Road, Nava India, Coimbatore - 641028 with a copy to Ms. Rheitu Bansal, Senior Vice President and Head, MF, Client Operations, who can be contacted at 9-11 Floors, NESCO IT Park, Building No. 3, Western Express Highway, Goregaon (East), Mumbai 400 063 at telephone number Tel.: (91) 1800 200 2434/1800 258 2434. E-mail can be sent on : hsbcmf@camsonline.com.

The Mutual Fund, AMC and Trustees shall not be responsible for any acts, mistakes, errors, omissions and commissions etc. in relation to the ASBA facility.

- **Transactions through Facsimile/Electronic Mode:** The AMC, Mutual Fund, Registrar or any other agent or representative of the AMC, Mutual Fund, Registrar ("Recipient") may accept certain transactions via facsimile or through any electronic mode ("fax/electronic transactions"), subject to the investor fulfilling certain terms and conditions as stipulated by the AMC from time to time. Acceptance of fax/electronic transactions will be as permitted by SEBI or other regulatory authorities from time to time and will be solely at the risk of the transmitter of the fax/electronic transaction ("Transmitter") and the Recipient shall not in any way be liable or responsible for any loss, damage caused to the Transmitter directly or indirectly, as a result of the Transmitter sending or purporting to send such fax/electronic transactions including where a fax/electronic transaction sent/purported to be sent is not processed on account of the fact that it was not received by the Recipient. The Transmitter acknowledges that fax/electronic transaction is not a secure means of giving instructions/transaction requests and that the Transmitter is aware of the risks involved including those arising out of such transmission being inaccurate, imperfect, ineffective, illegible, having a lack of quality or clarity, garbled, altered, distorted, not timely etc. and that the Transmitter's request to the Recipient to act on any fax/electronic transaction is for the Transmitter's convenience and the Recipient shall not be obliged or bound to act on the same. The Transmitter authorizes the Recipient to accept and act on any fax/electronic transaction which the Recipient believes in good faith to be given by the Transmitter and the Recipient shall be entitled to treat any such fax/electronic transaction as if the same was given to the Recipient under the Transmitter's original signature. The Transmitter agrees that security procedures adopted by the Recipient may include signature verification, telephone callbacks or a combination of the same. Callbacks may be recorded by tape recording device and the Transmitter consents to such recording and agrees to co-operate with the Recipient to enable confirmation of such fax/electronic transaction requests. The Transmitter further accepts that the fax/electronic transaction shall not be considered until time stamped appropriately as a valid transaction request in the Scheme in line with the SEBI Regulations. In consideration of the Recipient from time to time accepting and at its sole discretion (including but not limited to the AMC extending/discontinuing such facilities from time to time) acting on any fax/electronic transaction request received/purported to be received from the Transmitter, the Transmitter agrees to indemnify and keep indemnified the AMC, Directors, employees, agents, representatives of the AMC, Mutual Fund and Trustees (indemnified parties) from and against all actions, claims, demands, liabilities, obligations,

losses, damages, costs (including without limitation, interest and legal fees) and expenses of whatever nature (whether actual or contingent) directly or indirectly suffered or incurred sustained by or threatened against the indemnified parties whatsoever arising from or in connection with or any way relating to the indemnified parties in good faith accepting and acting on fax/electronic transaction requests including relying upon such fax/electronic transaction requests purporting to come from the Transmitter even though it may not come from the Transmitter. The AMC reserves the right to discontinue the above mentioned facilities at any point in time.

Applications not complete in any respect are liable to be rejected.

### Bank Account Numbers

In order to protect the interest of investors from fraudulent encashment of cheques, cheques specify the name of the Unitholder and the bank name and account number where payments are to be credited. As per the directive issued by SEBI vide its letters IIMARP/MF/CIR/07/826/98 dated April 15, 1998, and IMD/CIR/No. 6/4213/04 dated March 1, 2004, it is mandatory for applicants to mention their bank details in their applications for purchase or redemption of units.

It is important for applicants to mention their bank name, bank account number, branch address, account type in their applications at the time of subscription. Applications without this information shall be rejected.

### Bank Mandate Registration as part of new folio creation

Investor(s) or Unit Holder(s) are requested to note that any one of the following documents shall be submitted by the investor(s) or Unit Holder(s), in case the cheque/Fund Transfer Request provided along with fresh subscription/new folio creation does not belong to the bank mandate specified in the application form:

**Any one of the following supporting document\* can be accepted as a Proof for Old and New Bank account**

- a) Cancelled original cheque leaf with first Unit Holder name and bank account number printed on the face of the cheque. OR Copy of Bank Passbook having the name, address and account number of the account holder.
- b) Bank Statement (issued within 3 months for new bank, in case of old bank account the date of statement will not be applicable).

**Important :** \*The above documents should be either in original or copy to be submitted along with original produced for verification. In case if documents for the existing bank account are not available, kindly visit HSBC/CAMS office for In Person Verification along with PAN Card Copy/Photo Identification Proof for PAN Exempt cases. All documents to be self attested. Kindly carry originals for adding a new bank.

Where such additional document(s) are not provided for the verification of bank account, the AMC reserves the right to capture the bank account used towards subscription for the purpose of redemption and dividend payments.

### Updation of Bank Account

Updation/change of bank account in a folio should either be through Multiple Bank Account Registration Form or a standalone separate Change of Bank Mandate form only. Hence, forms like Common Transaction Form or any other form containing Redemption and Change of Bank Mandate requests will not be processed by the Fund and investors must refrain from using such forms which have combined Redemption and Change of Bank Mandate requests for the purpose of changing their bank mandate or updating a new bank mandate. Please visit our website [www.assetmanagement.hsbc.co.in](http://www.assetmanagement.hsbc.co.in) for the list of documents for updation of new bank mandate.

Any request for change of bank mandate details will be entertained only if the Unit Holder provides any of the following documents along with the designated Multiple Bank Account Registration/Deletion form or a standalone separate Change of Bank Mandate form :

Any one of the following document to be provided for Existing (Old) as well as New Bank account.

- a) Cancelled original cheque leaf with first Unit Holder name and bank account number printed on the face of the cheque. OR Copy of Bank Passbook having the name, address and account number of the account holder.
- b) Bank Statement (issued within 3 months for new bank, in case of old bank account the date of statement will not be applicable).

**Important :** The above document can be in original or a copy which is duly attested by the bank (providing the attester's name, designation, employee id, seal and stamp of the bank) or verified against original by AMC/CAMS staff. In case if documents for the existing bank account are not available, kindly visit HSBC/CAMS office for In Person Verification along with PAN Card Copy / Photo Identification Proof for PAN Exempt cases. All documents to be self attested. Kindly carry originals for adding a **new** bank.

In case if multiple banks are registered in the folio, existing bank proof of any one bank will be required to be submitted for adding another bank.

It may be noted that, in case of those unit holders who hold Units in demat form, the bank mandate available with respective DP will be treated as the valid bank mandate for the purpose of payout at the time of maturity or at the time of any corporate action.

#### **Change of bank account along with Redemption request placed with the Mutual Fund**

In the interest of security of investments made by the Unit holder(s), the below risk mitigating steps have been introduced by the Mutual Fund:

Any request received for Change in Bank details which forms part of a financial transaction request will be subject to rejection. In such cases, only the financial transaction will be processed. For e.g. In case of a redemption transaction, the same will be processed and the proceeds shall be credited to the registered bank account without considering the change of bank details received along with such redemption request.

In case a redemption request is received before the change of bank details have been validated and registered, the redemption request would be processed to the currently registered bank account (existing on Fund's records). The Fund will follow a cooling period only in such cases where an updation/change of bank mandate request is received/processed few days prior to submission of a redemption request.

The Mutual Fund will require a cooling period of not more than 10 calendar days for validation and registration of bank accounts. The process of validation would include notifying the investor through e-mail, SMS, phone etc. about the registration of a new bank account. The Fund shall endeavour to use, where possible, more than one of the above means of communication. Further, the Fund shall credit the redemption/dividend proceeds only to a registered bank account that has gone through the validation process as enumerated above.

Within the cooling period, the investor will have an option to contact the Fund and validate the request placed. In case of non-validation or no objection raised by the Unit holder, the redemption proceeds will be paid in favour of the new bank account details requested for registration. The Fund reserves the right to reject any such request found incomplete or not found in order.

#### **Investment transactions (Lump sum and SIPs) upto Rs. 50,000/- exempt from Permanent Account Number (PAN)**

For details on Micro financial products(MFP), Investors are requested to refer to the Scheme Information Document (SID) available on the Fund website.

Further, as per SEBI circular no. MRD/DoP/MF Cir - 08/2008 dated April 3, 2008 and circular no. MRD/DoP/Cir-20/2008 dated June 30, 2008 investors residing in the state of Sikkim and Central Government/State Government officials and officials appointed by the courts e.g. Official liquidator, Court receiver etc. (under the category of Government) respectively are exempted from the mandatory requirement of PAN for their investments in Mutual Funds. However, this would be subject to verification of the veracity of the claim of the investors by collecting sufficient documentary evidence. The AMC reserves the right to ask for the necessary documentation to the satisfaction of the Mutual Fund. The PAN requirements will be applicable to all joint applicants as well as the Guardian, in case of applications by a Minor. Applications without this information will be rejected as per the presently applicable regulations. It is also to be noted that furnishing an incorrect PAN or not furnishing these details could invite a penalty of Rs. 10,000, as per the provisions of the Income Tax Act, 1961.

Dividend reinvestment, if any, of Rs. 50,000 or more, qualifies as purchase of Units and hence will be subject to PAN requirement for all holders under such folio(s). Further, no exit load shall be charged for Unit(s) allotted under bonus/Reinvestment of IDCW option. In case of non-receipt of PAN details from the investors/Unit holders (in case the application/Units are held in joint names, each of the Unitholders), the dividend will be compulsorily paid out to the Unit holders and not reinvested.

An application made may be accepted or rejected in the sole and absolute discretion of the Trustees. The Trustees may reject any application for purchase of Units, if in the opinion of the Trustees, increasing the size of any or all of the Scheme's Unit capital is not in the general interest of the Unitholders, or the Trustees for any other reason believe it would be in the best interest of the Scheme or its Unitholders to accept/reject such an application. Provided always that the Trustees' rights will be subject to applicable SEBI Regulations, if any.

The AMC shall have the right to set-off dividend amounts, redemption amounts or any other amounts that may be payable to an investor under the Scheme:

- (i) against redemption proceeds already paid by the AMC in respect of units created without realizing the subscription amounts, and/or
- (ii) against any excess payments made (and, in the case of payments by cheque, whether encashed or not) to such investor, under the Scheme or under any other scheme of the Mutual Fund managed by the AMC in the same folio or any other folio of such investor in the Mutual Fund.

The Mutual Fund needs to use intermediaries such as post office, local and international couriers, banks and other intermediaries for correspondence with the investor and for making payments to the investor by cheques, drafts, warrants, through ECS etc. The investor expressly agrees and authorizes the Mutual Fund to correspond with the investor or make payments to the investor through intermediaries including but not limited to post office, local and international couriers and banks. The investor clearly understands the mutual fund uses such intermediaries for the convenience of the investor and such intermediaries are agents of the investor and not the mutual fund. The Fund is not responsible for delayed receipt or non-receipt of any correspondence or payment through such intermediaries.



**NRIs / FPIs**

The Foreign Exchange Management (Transfer or Issue of Security by a Person Resident Outside India) Regulations, 2000 (the “FEMA Regulations”) permit a NRI /PIO to purchase on repatriation or non-repatriation basis, without limit, units of domestic mutual funds. Payment for such units must be made either by: (i) inward remittance through normal banking channels; or (ii) out of funds held in the NRE/FCNR account, or (iii) Indian Rupee drafts purchased abroad, in the case of purchases on a repatriation basis or out of funds held in the NRE/FCNR/NRO account, in the case of purchases on a non-repatriation basis.

In case Indian Rupee drafts are purchased abroad or from FCNR/NRE accounts, an account debit certificate from the bank/financial entity issuing the draft confirming the debit shall also be enclosed. NRIs shall also be required to furnish such other documents as may be necessary and as desired by the AMC/Mutual Fund/Registrar, in connection with the investment in the schemes.

The FEMA Regulations also permit a registered FPI to purchase, on repatriation basis, units of domestic mutual funds provided the FPI restricts allocation of its total investment between equity and debt instruments in the ratio as applicable at the time of investments. Payment by the FPI must be made either by inward remittance through normal banking channels or out of funds held in foreign currency account or non resident rupee account maintained by the FPI with a designated branch of an authorised dealer with the approval of the RBI in terms of paragraph 2 of Schedule 2 to the FEMA Regulations.

In case an investor who is a foreign national and resident in India, ceases to be resident in India, such investor will be required to redeem his/her investments prior to change in the resident status. Investor shall be fully liable for all consequences (including taxation) arising out of the failure to redeem on account of change in residential status. The AMC reserves the right to redeem investments of such investors if their resident status is found to have changed to a country other than India. The redemption proceeds will be credited in Indian rupees only. Further, the AMC, its affiliates or service providers reserve the right to seek additional documents, implement controls and/or impose restrictions with respect to acceptance of investments from foreign nationals resident in India including the right to reject applications or subsequently redeem investments which are not in line with the controls deemed necessary by the AMC.

**Applications under Power of Attorney /Body Corporate /Registered Society /Trust /Partnership**

The original Power of Attorney or a duly notarised copy of the Power of Attorney shall be required to be submitted where applications are made under a Power of Attorney.

A company, body corporate, eligible institutions, registered society, trusts, partnership or other eligible non-individuals who apply in the Scheme should furnish a certified copy of resolution or authority to make the application as the case may be and a certified copy of the Memorandum and Articles of Association and/or bye-laws and/or Trust Deed and/or Partnership Deed and certificate of registration or any other document as the case may be. In case of a Trust/Fund, it shall submit a certified true copy of the resolution from the Trustee(s) authorising such purchases. The officials should sign the application under their official designation and furnish a list of authorised signatories. All communications and payments shall be made to the First Applicant only.

**Identification of Ultimate Beneficial Owner (UBO)**

Pursuant to SEBI master circular vide ref. no. CIR/ISD/AML/3/2010 dated December 31, 2010 on anti-money laundering standards and guidelines on identification of Beneficial Ownership issued by SEBI vide its circular ref. no. CIR/MIRSD/2/2013 dated January 24, 2013,

investors (other than Individuals) are required to provide details of Ultimate Beneficial Owner(s) (“UBO(s)”) and submit proofs to identify the UBO, i.e., Identity and address proof.

Ultimate Beneficial Owner (UBO) is the natural person, who ultimately owns or controls, directly or indirectly your organisation. Controlling ownership interest has been defined as ownership of/entitlement to

- a) more than 25% of shares or capital or profits of the juridical person, where the juridical person is a company;
- b) more than 15% of the capital or profits of the juridical person, where the juridical person is a partnership or,
- c) more than 15% of the property or capital or profits of the juridical person, where the juridical person is an unincorporated association or body of individuals
- d) In case of Trust, beneficial owners of the trust needs to be known by determining the identity of the settler of the trust, the trustee, the protector, the beneficiaries with 15% or more interest in the trust and any other natural person exercising ultimate effective control over the trust through a chain of control or ownership.
- e) In case the Investor is a listed company or a subsidiary where the majority is held by a listed company, then the details of shareholders or beneficial owners is not required.
- f) The identification of beneficial ownership in case of Foreign Portfolio Investors (FPIs), their sub-accounts and Multilateral Funding Agencies /Bodies Corporate incorporated outside India with the permission of Government of India/Reserve Bank of India may be guided by the clarifications issued vide SEBI circular CIR/MIRSD/11/2012 dated September 5, 2012.

**Investors (other than Individuals & Listed companies) are required to submit the following additional documents along with the declaration, to the Fund at the time of an investment transaction. Additionally, investors shall be required to notify the fund, when there is a change in the beneficial ownership:**

- Copy of the latest share holding pattern including list of all those holding control, either directly or indirectly, in the company in terms of SEBI takeover Regulations, duly certified by the Company Secretary /Whole time director /MD.
- Documents confirming identity and address of the UBOs of the entity.

Investors are requested to note that, the fund shall reserve the right to seek additional information to ascertain the beneficial or controlling ownership in the entity investing with the fund. Applications without the information are subject to rejection/refund. Investors are also required to note that the Beneficial owners of investors shall also be required to comply with the “Who can Invest” section as outlined in the Scheme Information Document.

In accordance with SEBI Circular no. CIR/MIRSD/2/2013 dated January 24, 2013 and AMFI Best practices guidelines circular no. 62/2015-16 dated September 18, 2015, it shall be mandatory for existing Unitholders to provide the beneficial ownership details, failing which the AMC shall have the authority to reject the transaction for additional subscription (including switches).

**Joint Applicants**

In the event an account has more than one registered owner, the first-named holder (as determined by reference to the original Application Form) shall receive all Account Statements, notices and correspondence with respect to the account, as well as the proceeds of any redemption requests or dividends or other distributions. In addition, such Unitholder shall have voting rights associated with such Units, as per the applicable guidelines. Applicants can specify the mode of holding in the Application Form as ‘Joint’ or ‘Anyone or Survivor’. In the case of holding specified as ‘Joint’, all

transactions/instructions would have to be signed by all joint holders. However, in cases of holding specified as 'Anyone or Survivor', any one of the Unitholders will have the power to make transaction requests/provide instructions, without it being necessary for all the Unitholders to sign. However, in all cases, all distributions will be made to the first-named holder only.

In case of death/insolvency of any one or more of the persons named in the register of Unitholders as the joint holders of any Units, the AMC shall not be bound to recognise any person(s) other than the remaining holders. In all such cases, redemption proceeds shall be paid to the first named of such remaining Unitholders.

### Investments on behalf of Minor

In case of investments made On Behalf of Minor, investors are requested to note the following :

- i) The Minor shall be the first and sole holder in the folio. In folios where Unit holder is a Minor, there can be no Joint Holders or nominees.
- ii) The Guardian to the Minor should either be a natural guardian (i.e. father or mother) or a court appointed legal guardian. The supporting documents reflecting Date of Birth of Minor and relationship of Minor with Guardian should mandatorily accompany the application form. In case of court appointed legal guardian, supporting documentary evidence shall be required.
- iii) Payment for investment by means of Cheque, Demand Draft or any other mode shall be accepted from the bank account of the minor or from a joint account of the minor with the guardian only, else the transaction is liable to get rejected
- iv) Existing unit holders are requested to review the Bank Account registered in the folio and ensure that the registered Bank Mandate is in favour of minor or joint with registered guardian in folio. If the registered Bank Account is not in favour of minor or not joint with registered guardian, unit holders will be required to submit the change of bank mandate, where minor is also a bank account holder (either single or joint with registered guardian), before initiation any redemption transaction in the folio, else the transaction is liable to get rejected
- v) Unit holders are required to submit the supporting document for old bank account as well as new bank account while submitting the request for change of bank mandate.
- vi) The supporting documents confirming the date of birth of the minor unit holder :
  - a. Birth certificate of the minor (or)
  - b. School leaving certificate/Mark sheet issued by Higher Secondary Board of respective states, ICSE, CBSE etc., (or)
  - c. Passport of the minor, (or)
  - d. Any other suitable proof evidencing the date of birth of the minor.

### Change in Guardian

On a later date if a change in guardian is to be requested, either due to mutual consent or demise of existing guardian, the following documents are required to be submitted :

- i) Request letter from the new guardian,
- ii) No Objection Letter (NoC) or Consent Letter from existing guardian or Court Order for new guardian, in case the existing guardian is alive.
- iii) Notarized or attested copy of the Death Certificate of the deceased guardian, where applicable. (Attested by a special executive magistrate, AMC authorised official or manager of a scheduled bank).
- iv) Supporting documents evidencing the relationship of new

Guardian with the Minor Unit holder.

- v) Bank attestation attesting the signature of the new guardian in a bank account of the minor where the new guardian is registered as the guardian.
- vi) KYC of the new guardian as per current norms.
- vii) FATCA, CRS and Additional KYC Details and Declaration Form

### Minor attaining majority – Status Change

When the units are held on behalf of the Minor, the ownership of the units rests with the Minor. A guardian operates the account until the Minor attains the age of majority. When a Minor attains majority, AMC shall obtain relevant documents as listed below, along with a request application for change in tax status from Minor to Individual/NRI as applicable:

- i) Services Request form, duly filled and containing details like name of major, folio number, etc.
- ii) New Bank mandate where account changed from Minor to major,
- iii) Signature attestation of the major duly attested by:
  - The parent/guardian whose signature is registered in the records of mutual fund/RTA against the folio of minor unit holder
- iv) KYC acknowledgement of the major as per current norms,
- v) FATCA/CRS and Additional KYC Details and Declaration Form,
- vi) Nomination form is mandatory.

The guardian cannot undertake any financial and non-financial transactions including fresh registration of Systematic Investment Plan (SIP), Systematic Transfer Plan (STP) and Systematic Withdrawal Plan (SWP) after the date of minor attaining majority till the above application form along with prescribed documents are received by the AMC/RTA. The AMC shall freeze the account for operation by the guardian on the day the Minor attains majority and no transactions shall be permitted till the documents for changing the status are received. In case standing instructions for SIP, SWP, STP have already been registered for a period beyond the minor's date of majority, the AMC/RTA shall send an advance notice advising the guardian and minor that existing standing instructions will be suspended in case the documents to change the status are not received by the date when the minor attains majority. However, for fresh SIP, STP or SWP registered post April 01, 2011, the AMC shall register standing instructions only till the date of minor attaining majority. Investors are requested to visit the Fund's website for the list of prescribed documents under the above procedure.

### Web transactions Facility

In the new era of liberalisation and modernisation, the Fund wishes to take optimum advantage of the modern techniques of communication and transactions to serve its investors in a more efficient manner.

As a step towards the same, the Fund allows investors to invest in any scheme of HSBC Mutual Fund through its website <https://invest.assetmanagement.hsbc.co.in/>. Also, existing investors can do additional purchase, switch, Systematic transactions and redemption of the Units of the Fund through the website.

The Fund allows its investors to invest in any scheme of HSBC Mutual Fund through its website <https://invest.assetmanagement.hsbc.co.in/>. The Fund will also allow existing investors to transact through the website of the Fund's Registrar & Transfer Agent (CAMS), i.e. [www.camsonline.com](http://www.camsonline.com). Additionally, website/mobile application of MFUI shall be eligible to be considered as 'official points of acceptance' for all financial and non-financial transactions in the schemes of HSBC Mutual Fund electronically. For further information kindly refer to the website of MFUI at <http://www.mfuindia.com>.



For subscriptions or SIP received through Online transaction platform, the bank account details provided will be verified through Penny drop. It is a method of third party verification where the investor's bank mandate (that is given for making the online payment during fresh/additional purchase/SIP transaction) shall be validated for payment done by a third party or not, by crediting Re. 1 to investor's account from HSBC scheme fund account. Using the response feed provided by the bank which contains the account holder name, account number etc. the investor's name & bank mandate details as available against the transaction shall be verified and the bank account shall be marked as Third Party Verified. If any of the details do not match and investor's account is found to be a third party account, such transaction is liable to get rejected.

Online transactions will save cost and time of the investor and will also enable the Fund to serve its clients in a faster and efficient way. However, investors intending to take benefit of the web-based transaction facility should note that the investor shall use this service at his own risk. The Fund, the AMC, the Trustee, along with its directors, employees and representatives shall not be liable for any damages or injuries arising out of or in connection with the use of the website or its non-use including, without limitation, non-availability or failure of performance, loss or corruption of data, loss of or damage to property (including profit and goodwill), work stoppage, computer failure or malfunctioning, or interruption of business; error, omission, interruption, deletion, defect, delay in operation or transmission, computer virus, communication line failure, unauthorised access or use of information.

The Fund shall not be liable for any misuse of data placed on the Internet, by third parties "hacking" or unauthorized accessing of the server. The Fund will not be liable for any failure to act upon electronic instructions or to provide any facility for any cause that is beyond the control of the Fund.

The time of transaction done through various online facilities/electronic modes offered by the AMC, for the purpose of determining the applicability of NAV, would be the time when the request for purchase/sale/switch of units is received in the servers of AMC/RTA.

In case of transactions through online facilities/electronic modes, the movement of funds from the investors' bank account to the Scheme's bank account may happen via the Intermediary/Aggregator service provider through a Nodal bank account and post reconciliation of fund. The process of movement of funds from the investors' bank account into the Scheme's Bank account in case of online transaction is governed by Reserve Bank of India(RBI)vide their circular Ref. RBI/2009-10/231 DPSS.CO.PD.No.1102/02.14.08/2009-10 dated 24th November, 2009. The process followed by the aggregator and the time lines within which the Funds are credited into the Scheme's bank account is within the time lines provided by RBI which is T+3 settlement cycle/business days, where T is the date of Transaction/day of intimation regarding completion of transaction. The nodal bank account as stated above is an internal account of the bank and such accounts are not maintained or operated by the intermediary/aggregator or by the Mutual Fund. While the movement of Funds out of the investors' Bank account may have happened on T day, however post reconciliation and as per statutory norms, the allotment can happen only on availability of Funds for utilization by the AMC/MF and accordingly the transaction will be processed as per the applicable NAV based on availability of funds for utilization. This lag may impact the applicability of NAV for transactions where NAV is to be applied, based on actual realization of funds by the Scheme. Under no circumstances will HSBC Asset Management Limited or its bankers or its service providers be liable for any lag/delay in realization of funds and consequent pricing of units.

The AMC has the right to amend cut off timings subject to SEBI (MF) Regulations for the smooth and efficient functioning of the Scheme(s).

### Electronic Payouts

Electronic payout (NEFT/RTGS/Direct Credit/ACH Credit) are facilities offered by RBI, for facilitating better customer service by direct credit of dividend/redemption to an investor's bank account through electronic credit. This helps in avoiding loss of dividend/redemption warrant in transit or fraudulent encashment. To facilitate the above electronic credits and minimise errors, HSBC AMC may validate the investors' Bank Account numbers with the respective banks and/or populate necessary IFSC/MICR codes through publicly available sources or through its banks. The Mutual Fund will endeavour to arrange such facility for payment of dividend/redemption proceeds to the Unit holders. However, this facility is optional for the investors. It may be specifically noted that there is no commitment from the Mutual Fund that this facility will be made available to the Unit holders for payment of dividend/redemption proceeds. While the Mutual Fund will endeavour to arrange the facility, provision of this facility will be dependent on various factors including sufficient demand for the facility from Unit holders at any centre, as required by the authorities. In places where such a facility is not available or if the facility is discontinued by the Scheme for any reason, the AMC shall dispatch to the Unit holders the dividend proceeds within 15 days of the record date and the redemption proceeds within 10 Business Days from the date of acceptance of redemption request at any of the Investor Service Centres.

**Note:** AMC may use instruments or payment channels such as RTGS, NEFT, IMPS, direct credit, etc. or any other mode allowed by Reserve Bank of India from time to time, for payments including refunds to unitholders in addition to the cheque, demand draft or dividend warrants. Further, AMC may also use modes of despatch such as speed post, courier etc. for payments including refunds to unitholders in addition to the registered post with acknowledgment due.

### Prevention of Money Laundering and Know Your Customer (KYC)

KYC (Know Your Customer) norms are mandatory for all unit holders, including for all joint holders and the guardian in case of folio of a minor investor for transacting in Mutual Funds. Accordingly, financial transactions (including redemptions, switches and all types of systematic plans) and non-financial requests will not be processed if the unit holders (including POA holder) have not completed KYC requirements. Investors are requested to note that all investors are required to be KRA (KYC Registration Agency) KYC compliant. Those investors who had obtained MF KYC compliance through CVL (KYC registration authority till 31 December 2011) are required to submit necessary supporting(s) and update the missing information to be in compliance with the uniform KYC requirement laid down by SEBI.

Pursuant to SEBI circular dated December 26, 2013 on uniform KYC norms, certain information from Part I of the standard KYC application form, sourced by KRA (KYC Registration Agency) has been shifted to Part II which captures information specific to the area of activity of an intermediary. Accordingly, the additional KYC information required for mutual fund activities has been incorporated into the new application forms of the Fund and investors are requested to provide the same in order for the Fund to have all the necessary KYC details. For investors who have not completed KYC compliance through KRA, any application received without the requisite KYC information will be rejected. However, investors who have obtained KRA KYC compliance, as well as existing investors of the Fund who have registered their KYC details with the Fund shall be required to submit the additional KYC information to the Fund, only in the event of change in their occupation or income details. Kindly use the updated application forms or the separate KYC form of the Fund, available at ISCs or on the Fund's website for updating the additional information. The AMC reserves the right to reject the application and

refund the application amount, post acceptance of the application, in the event that the required KYC information is not provided or not found adequate.

Further, in accordance with SEBI Circulars MIRSD/SE/Cir-21/2011 dated October 5, 2011 and MIRSD/Cir-5/2012 dated April 13, 2012 on Uniform Know Your Client (KYC) read with AMFI Best practices guidelines circular no. 62/2015-16 dated September 18, 2015, it shall be mandatory for existing Unitholders to provide additional KYC information such as Income details, Occupation, Politically Exposed Person status, Net worth etc. as mentioned in the application form as well as complete In-Person Verification (IPV) and provide any missing KYC information, failing which the AMC shall have the authority to reject the transaction for additional subscription (including switches) in their existing folios. However, any SIP/STP registered till December 31, 2015 will be exempt from this requirement.

### Implementation of Central KYC (CKYC)

The Government of India has authorized the Central Registry of Securitization and Asset Reconstruction and Security interest of India (CERSAI, an independent body), to perform the function of Central KYC Records Registry including receiving, storing, safeguarding and retrieving KYC records in digital form. Accordingly, in line with SEBI circular nos. CIR/MIRSD/66/2016 dated July 21, 2016 and CIR/MIRSD/120/2016 dated November 10, 2016 on Operationalisation of Central KYC (CKYC), read with AMFI Best Practice Guidelines circular no. 68/2016-17 dated December 22, 2016, new individual investors investing into the Fund are requested to note the following changes, from February 1, 2017.

1. New individual investors who have never done KYC under KRA (KYC Registration Agency) regime and whose KYC is not registered or verified in the KRA system, will be required to fill the new CKYC form while investing with the Fund.
2. If any new individual investor uses the old KRA KYC form which does not have all the information needed for registration with CKYC, such investor will be required to either fill the new CKYC form or provide the missing/additional information using the Supplementary CKYC form.

Investors who have already completed CKYC and have a KYC Identification Number (KIN) from the CKYC Registry can invest in schemes of the Fund quoting their 14 digit KIN in the application form. Further, in case the investors PAN is not updated in CKYC system, a self-certified copy of PAN Card will need to be provided.

### Non acceptance of Third Party instruments

In accordance with PMLA and AMFI guidelines dated August 16, 2010 on 'Risk mitigation process against Third-Party Cheques in mutual fund subscriptions', applications to schemes of the Fund accompanied by a Third Party payment will be rejected except in the following cases :

- Payments not exceeding Rs. 50,000/- (regular purchase or single SIP installment) made by Parents/Grand Parents/Related Person\* on behalf of minor in consideration of natural love and affection or as gift.
- Payment made by an Employer on behalf of employee under SIP or lumpsum/one time subscription, through payroll deductions or deductions out of expense reimbursements.
- Custodian making investments on behalf of a FPI/Client.
- Payment by AMC to a Distributor empanelled with it on account of commission/incentive etc. in the form of mutual fund Units of the funds managed by the AMC through SIPs or lumpsum investment.
- Payment by a Corporate to its Agent/Distributor/Dealer, on account of commission or incentive payable for sale of its goods/services, in the form of the Mutual Fund Units through

Systematic Investment Plan or Lumpsum Investment.

- \* 'Related Persons' means any person investing on behalf of minor in consideration of natural love or affection or as a gift.

"Third Party Payment" refers to payment made from a bank account other than that of the investor. For a payment to be not considered as a third party payment, the sole holder or the 1st holder of the folio (depending upon whether the folio is 'singly' or 'jointly' held) must be one of the joint holders of the bank account from which payment is made.

In case the payment falls under the abovementioned exceptions, the following additional documents will be required to be provided together with the application form, failing which the application will be rejected / not processed / refunded without interest:

- a. KYC Acknowledgment letter of the Investor and the person making the payment; and
- b. A duly filled "Third Party Payment Declaration Form" from the Investor (guardian in case of a minor) and the person making the payment. The said form shall be available on the Fund's website and at Investor Service Centers (ISCs). Investors are requested to use the standard forms available and not make any changes to the forms. Any form that is not in the prescribed format will not be accepted as valid.

**The Mutual Fund shall adopt the following procedures to ascertain whether payments are third party payments and investors are therefore required to comply with the requirements specified herein below:**

#### i) Source of Funds – if paid by Cheque

An investor at the time of his/her purchase of units must provide in the application form the details of his pay-in bank account (i.e. account from which a subscription payment is made) and his pay-out bank account (i.e. account into which redemption/dividend proceeds are to be paid).

Identification of third party cheques by the AMC/RTA will be on the basis of either matching of pay-in bank accounts details with the pay-out bank account details, or by matching the bank account number, name of the first applicant with the name and, account number available on the cheque or by matching the signature of the Unit holder as on the investment application against the signature on the payment instrument. For all such cases, where the name is not pre-printed on the cheque, then the first named applicant/investor should submit a self - attested copy of the bank passbook containing the name of the unit holder and the bank account number. The documents should be either in original or copy to be submitted along with original produced for verification.

#### ii) Source of Funds – if funded by pre-funded instruments such as Demand Draft/Pay Order/Banker's Cheque etc.

In case of subscriptions received through these pre-funded instruments, such instruments should be accompanied with a certificate<sup>5</sup> from the issuing banker (containing bank seal and name and employee number of issuing officials), stating the account holder's name and the account number which has been debited for issue of the instrument.

#### iii) Source of funds - if paid by a pre-funded instrument issued by the Bank against Cash

Subscription received through a pre-funded instrument procured against cash shall only be accepted for investments below Rs. 50,000/. Investor is required to provide a certificate<sup>5</sup> from Banker stating the name, address and PAN of the person requisitioning such pre-funded instruments.

Declaration obtained from the banker, if any in a different format will be subject to rejection if the required details are not captured.

**iv) Source of Funds - if paid by RTGS, Bank Account-to-Account Transfer, NEFT, ECS, etc.**

A copy of the instruction to the bank stating the account number debited must accompany the purchase application. The account number mentioned on the transfer instruction copy should be a registered bank account or the first named applicant/investor should be one of the account holders to the bank account debited for such electronic transfer of funds.

Any other method of payment allowed by the Fund will also be covered under these provisions. All the above mentioned documents, to the extent applicable, are required to be provided along with the application form. In case the application for subscription is not in accordance with the above provisions, the AMC reserves the right to reject/not process the application and refund the subscription amount without interest.

**Multiple Bank Account Registration/Deletion facility**

1. The Fund offers its investors the facility to register Multiple Bank Accounts to receive redemption/dividend proceeds.
2. Registering of Multiple Bank Accounts will enable the Fund to systematically validate the Pay-in payment and avoid acceptance of third party payments.
3. Investor can register upto 5 bank accounts in case of individuals/HUFs, and upto 10 in other cases.
4. Investor may choose one of the registered bank accounts as default bank account for the credit of redemption/dividend proceeds. In case of existing investors, their existing bank mandate registered with the AMC/RTA, and in case of new investors, their bank account details as mentioned in the application form shall be treated as default bank account for pay-out, if they have not specifically designated a default bank account. Investors may change the same in writing, using the Multiple Bank Account Registration/Deletion Form.
5. For registration of bank account(s), investors shall submit the 'Multiple Bank Account Registration/Deletion Form' together with the supporting documentation, attested as specified in point (i) above.
6. The AMC/RTA will register the bank account only after verifying that the sole or 1st joint holder is the holder or one of the joint holders of the bank account, respectively.
7. Where an investor proposes to delete his existing default bank account, he shall compulsorily designate another account as default account.
8. Thus, change of bank mandates shall be effected only through the 'Multiple Bank Account Registration/Deletion facility'. Such change of bank mandates will be effected within 10 days of valid documents being received by the AMC/RTA.
9. Any financial transaction request received in the interim, will be processed in 10 days as specified in 8 above.
10. Investors are requested to use the Multiple Bank Account Registration/Deletion Form for all bank account related requirements. AMC reserves the right to reject such bank account registration requests which are not in the specified format.

**Safe mode for writing / drawing cheques**

In order to avoid fraudulent practices, it is recommended to investors that the subscription payment instruments such as Cheque/Demand Draft/Pay Order be drawn in favour of the scheme account followed by the name of the first investor. For e.g. "HSBC Equity Fund A/c – Neeraj Mehra" and the application number/folio number should be written on the reverse of the cheque.

**Change in Static Information**

Investors, for whom the KYC process has been previously completed, should submit their request for change in static information, viz. Name, PAN, DOB, Address, Email address to any of the Point of Services (PoS) appointed by CDSL Ventures Ltd/Intermediary through whom the uniform KYC was recorded. Investors, who have not complied with the KYC requirement, may submit their request for change in static information to the AMC's Registrar. Other information such as bank account details, dividend sub option etc. may be changed by Unit Holders by submitting a written request to the Registrar. Such changes will be effected within 5 Business Days of the valid signed request reaching the processing centre of the Registrar at Coimbatore, and any interim financial transactions like purchase, redemption, switch, payment of dividend etc. will be effected with the previously registered details only.

Investors are advised to update their static details immediately on occurrence of change. Please note that, if any change in static information is submitted along with a financial transaction in the same request, such change shall not be processed and the financial transaction shall get processed with the previously registered details. Unit Holders are therefore advised to provide requests for change in static information separately and not along with financial transactions. Investors transacting through the stock exchange mechanism should approach their respective DP for non-financial requests/applications such as change of address, change of bank, etc.

Any change in Income Distribution cum capital withdrawal (IDCW) sub option due to additional investment or Unit Holder request will be applicable to the entire Units in the IDCW option of the scheme/plan concerned.

**Process and documents for Change in Address :**

The following documents will be mandatorily required to effect Change in Address :

**a. For Non-KYC compliant folios/clients:**

- Proof of new Address (POA), and
- Proof of Identity (POI): PAN card copy if PAN is updated in the folio, or PAN/other proof of identity if PAN is not updated in the folio.

**b. For KYC compliant folios/clients:**

- Proof of new Address (POA),
- Any other document / form that the KRA may specify from time to time.

Copies of documents submitted must be self-attested and accompanied by originals for verification. If originals are not produced, copies should be properly attested/verified by entities authorized for attesting/verification of documents as per extant KYC guidelines.

In case there is any change in the investor's KYC information, the same is required to be updated by using the prescribed KYC Change Request Form or the CKYC Form and submit the same at the Point of Service of any KYC Registration Agency.

**Proof of Identity (POI): List of documents admissible as Proof of Identity (\*Documents having an expiry date should be valid on the date of submission.):**

1. PAN card with photograph. This is a mandatory requirement for all applicants except those who are specifically exempt from obtaining PAN (listed in Section D).
2. Unique Identification Number (UID) (Aadhaar with Aadhaar number being masked)/Passport/Voter ID card/Driving license.
3. Identity card/document with applicant's Photo, issued by any of the following: Central/State Government and its Departments,

Statutory/Regulatory Authorities, Public Sector Undertakings, Scheduled Commercial Banks, Public Financial Institutions, Colleges affiliated to Universities, Professional Bodies such as ICAI, ICWAI, ICSI, Bar Council etc., to their Members; and Credit cards/Debit cards issued by Banks.

**Proof of Address (POA): List of documents admissible as Proof of Address: (\*Documents having an expiry date should be valid on the date of submission.)**

1. Passport / Voters Identity Card / Ration Card / Registered Lease or Sale Agreement of Residence / Driving License / Flat Maintenance bill / Insurance Copy.
2. Utility bills like Telephone Bill (only land line), Electricity bill or Gas bill - Not more than 3 months old.
3. Bank Account Statement / Passbook - Not more than 3 months old.
4. Self-declaration by High Court and Supreme Court judges, giving the new address in respect of their own accounts.
5. Proof of address issued by any of the following: Bank Managers of Scheduled Commercial Banks / Scheduled Co-operative Bank / Multinational Foreign Banks / Gazetted Officer / Notary public / Elected representatives to the Legislative Assembly or Parliament / Documents issued by any Govt. or Statutory Authority.

6. Identity card / document with address, issued by any of the following: Central / State Government and its Departments, Statutory / Regulatory Authorities, Public Sector Undertakings, Scheduled Commercial Banks, Public Financial Institutions, Colleges affiliated to Universities and Professional Bodies such as ICAI, ICWAI, ICSI, Bar Council etc., to their Members.
7. The proof of address in the name of the spouse will be accepted.

**List of people authorized to attest Proof of Address and Proof of identity after verification with the originals:**

1. Authorised officials of Asset Management Companies (AMC).
2. Authorised officials of Registrar & Transfer Agent (R&T) acting on behalf of the AMC.
3. KYD compliant mutual fund distributors.
4. Notary Public, Gazetted Officer, Manager of a Scheduled Commercial / Co-operative Bank or Multinational Foreign Banks (Name, Designation & Seal should be affixed on the copy).
5. In case of NRIs, authorized officials of overseas branches of Scheduled Commercial Banks registered in India, Notary Public, Court Magistrate, Judge, Indian Embassy / Consulate General in the country where the client resides are permitted to attest the documents.
6. Government authorized officials who are empowered to issue Apostille Certificates.



#### IV. RIGHTS OF UNITHOLDERS OF THE SCHEME

1. Unitholders of the Scheme have a proportionate right in the beneficial ownership of the assets of the Scheme and in case of IDCW sub-option(s), wherever applicable, to the dividend declared, if any, by the Fund under the Scheme.
2. When the Mutual Fund declares a dividend under the Scheme, the dividend warrants shall be dispatched within 15 days of the record date. Account Statement reflecting the new or additional subscription as well as Redemption/Switch of Units shall be dispatched to the Unit holder, as soon as possible, but not later than 15 days from date of receipt of request from the unit holder.
3. The Fund shall despatch the redemption proceeds to the Unitholders within 10 Business Days from the date of acceptance of the request for the same. In the event of failure to despatch the redemption proceeds within the above time, interest @ 15% per annum or such rate as may be specified by SEBI, would be paid to the unitholders for the period of delay.
4. The Trustees are bound to make such disclosures to the Unitholders as are essential in order to keep them informed about any information known to Trustees which may have an adverse bearing on their investments.
5. The appointment of the AMC for the Fund can be terminated by a majority of the Trustees or by 75% of the Unitholders of any one or more of the Scheme of the Fund and any change in the appointment of the AMC shall be subject to the prior approval of SEBI and the Unitholders of the respective Schemes.
6. The Trustees are obliged to convene a meeting on a requisition of 75% of the Unitholders of a Scheme.
7. 75% of the Unitholders of a Scheme can pass a resolution to wind up the Scheme.
8. Unitholders have the right to inspect all the documents listed under “Documents Available for Inspection” in the respective Scheme Information Document.
9. The Trustees shall obtain the consent of the Unitholders:
  - Whenever required to do so by SEBI, in the interest of the Unitholders
  - Whenever required to do so on a requisition made by three-fourths of the Unitholders of the Scheme
  - When the Trustees decide to wind-up or prematurely redeem the Units.
10. The Trustees shall ensure that no change in the fundamental attributes of any Scheme or the Trust or fees and expenses payable or any other change which would modify the Scheme and affect the interests of Unitholders is carried out unless:
  - A written communication about the proposed change is sent to each Unitholder and
  - An advertisement is given in one English daily newspaper having nationwide circulation as well as in newspaper published in the language of the region where the Head Office of the Mutual Fund is situated and
  - Unitholders are given an option to exit at the prevailing Net Asset Value without any exit load.
11. Subject to the Regulations and the guidelines issued by SEBI, the consent of the Unitholders of the Scheme will be obtained through voting by mail or by way of a postal ballot or such other means as may be approved by SEBI. Detailed modalities of the same, including the principles for entitlement of votes for each Unitholder will be finalised in consultation with and after obtaining the approval of SEBI and the Trustees. In specific circumstances, where the approval of unitholders is sought on any matter, the same shall be obtained by way of a postal ballot or such other means as may be approved by SEBI.
12. The annual report containing accounts of the AMC would be displayed on the website of the AMC (i.e. [www.assetmanagement.hsbc.co.in](http://www.assetmanagement.hsbc.co.in)). Unitholders, if they so desire, may request for the annual report of the AMC.



## V. INVESTMENT VALUATION NORMS FOR SECURITIES AND OTHER ASSETS

### Investment Valuation Policy

SEBI vide its notification dated February 21, 2012 amended Regulation 47 and the Eighth Schedule of SEBI (Mutual Fund) Regulations, 1996 and introduced overarching Principles of Fair Valuation to ensure fair treatment to all investors including existing investors as well as investors seeking to purchase or redeem units of mutual funds in all schemes at all points of time.

It further prescribed that the valuation shall be reflective of the realizable value of securities and shall be done in good faith and in true and fair manner through appropriate valuation policies and procedures approved by the Board of the Asset Management Company.

The amendment also states that in case of any conflict between the principles of fair valuation and valuation guidelines prescribed in Eighth Schedule and circulars issued by SEBI, the Principles of Fair Valuation shall prevail.

Based on the said amendment, the Board of Director of HSBC Asset Management (India) Private Limited (AMIN) and the Trustees of HSBC Mutual Fund (Trustees) have adopted the following revised Valuation Policy and Procedure:

### Valuation methodologies

- The appended table (refer **Annexure A**) describes the methodologies for valuing all types of securities held by the schemes.
- Investment in any new type of securities/assets by the mutual fund scheme shall be made only after establishment of the valuation methodologies for such securities with the approval of the Board of the asset management company
- Inter-scheme transfers, if any, will be executed as per Regulations at fair value thereby ensuring fair treatment to all the investors in accordance with the guidelines in appended table (refer **Annexure A**)
- Deviations from the valuation policy and principles, if any, will be communicated to the Board of AMIN, Trustees through periodical reporting and to the Unit holders/Investors through suitable disclosures on the mutual fund's website

- Documentation of rationale for fair valuation including inter-scheme transfers, if any, shall be maintained and preserved for such period of time as prescribed under the regulations to enable audit trail
- Valuation agencies shall follow a waterfall approach for valuation of debt and money market securities. AMFI in consultation with SEBI has issued (vide AMFI Best Practice Guidelines Circular No. 83/2019-20 dated November 18, 2019) the waterfall approach to be followed by the valuation agencies, details of which are provided in **Annexure B**. The said guidelines are effective within 90 days from the date of the AMFI circular.

### Valuation Committee

- The Board of AMIN has constituted a Valuation Committee (Committee) comprising of senior officials of AMIN.
- The Committee shall be responsible for implementation and oversight of the valuation methodologies, policies and procedures and update the Board of AMIN and Trustees on the effectiveness of methodologies adopted and deviations, if any, on periodic basis.
- The Committee shall ensure that the valuation policies and procedures are regularly reviewed (at least once in a financial year) by an independent auditor to seek to ensure their continued appropriateness.
- The Committee shall ensure that the valuation policies and procedures adopted by AMIN shall seek to address conflict of interest.
- The Committee shall be responsible for monitoring of exceptional events\* where market quotations may not be available/reliable/sufficient for valuation of a particular security and to decide on its valuation based on the fair valuation principles as per the Regulations.

\* *Exceptional events are those events where current market information may not be available /sufficient/reliable for valuation of securities. For example, events like - major policy announcements by the Central Bank, the Government or the Regulator; ii) natural disasters or public disturbances that force the markets to close unexpectedly; iii) significant volatility in capital markets and; iv) any other significant events considered as abnormal event for the purpose of fair valuation.*

### Annexure A:

Snapshot of Valuation Policy		
Sr. No	Type of Instrument	Basis of Valuation
<b>1</b>	<b>EQUITY</b>	
<b>1.1</b>	<b>Listed Equity</b>	To be valued at the last quoted closing price on NSE (primary exchange for HSBC) else BSE or other recognized stock exchange where the security is listed. For valuation of securities held by Exchange Traded Funds (ETFs)/Index Funds which are benchmarked to indices relating to a particular stock exchange, the primary stock exchange will be that exchange, e.g. for an Sensex ETF or Sensex Index Fund, the primary stock exchange will be the S&P BSE.
<b>1.2</b>	<b>Non traded Equity</b> (Equity Not traded on any of the exchanges for a continuous period of 30 calendar days)	At Fair value as per SEBI formula i.e. AMC to value the securities based on SEBI valuation guidelines as per circular dated September 18, 2000 and May 09, 2002 (i.e. use of Net worth and EPS capitalization method as prescribed by SEBI formula). If more than 9 months have elapsed from the end of Financial year and Audited Balance Sheet is not available, the security shall be valued at Nil. In determining the valuation as per aforesaid methodology, the valuation committee will also assess the realizable value of the security and document its rationale for applying a particular valuation price.
<b>1.3</b>	<b>Thinly Traded Equity</b> (Trading on all the exchanges in a particular calendar month is both less than Rs 5 lakhs in value and total volume is less than 50000 shares)	
<b>1.4</b>	<b>Unlisted Equity</b>	

Snapshot of Valuation Policy		
Sr. No	Type of Instrument	Basis of Valuation
1.5	Suspended Equity	In case trading in an equity security is suspended for trading on the stock exchange up to 30 calendar days, then the last traded price would be considered for valuation of that security. If an equity security is suspended for trading on the stock exchange for more than 30 calendar days, then it would be considered as non-traded and valued accordingly.
1.6	Illiquid securities (Non-traded/thinly traded/unlisted equity security is in excess of 15% of total net assets of the scheme in case of open-ended funds and 20% in case of close-ended funds)	Nil Value
1.7	Equity shares which are unlisted as a result of corporate actions (i.e. Mergers, Demergers, reduction of capital, consolidation, etc.)	<p>a) <b>Demerger:</b> Where at least one resultant company is not immediately listed, valuation price will be worked out by using cum-price before corporate action as reduced by the quoted price of the listed resultant company after providing for appropriate illiquidity discount but a minimum illiquidity discount of 10%.</p> <p>b) <b>Corporate Action Pending listing:</b> In case of a corporate action pending listing, the resultant company/ies shall be valued at fair value as determined by the valuation committee on the date of corporate action after providing for appropriate illiquidity discount but a minimum illiquidity discount of 10%.</p> <p>c) <b>Merger:</b> <u>In cases where identity of entities getting merged is lost and the new entity is yet unlisted</u> - Valuation of merged entity would be arrived at by summation of previous day's value of respective companies prior to the merger divided by the entitled quantity of the merged entity. For example, If company A and company B merge to form a new company C, then company C would be valued at price equal to that of value of company A + company B.</p> <p><u>In cases where identity of one entity continues</u> - Valuation of merged entity would be according to the closing price of the surviving entity.</p> <p>The Fair value so arrived for shares which are unlisted as a result of corporate actions will be periodically reviewed by Valuation Committee till listing of such shares.</p> <p>However, if more than 9 months have elapsed from the date of corporate action and the company/ies is/are still not listed, the same shall be valued in accordance with the methodology stated in 1.2, 1.3 and 1.4 above.</p>
1.8	Equity Shares which are allotted pursuant to IPO and are pending listing	<p>a) At acquisition cost up to 30 days from the date of allotment.</p> <p>b) In case the security is not listed within 30 days from the allotment date, the valuation shall be arrived at in good faith by the Valuation Committee of the AMC. The rationale shall be documented and recorded.</p>
1.9	Buy-back of Securities	If a company offers to buy-back hundred percent of the shares tendered then shares will be valued at the price of buy-back, ignoring the market price. Else, market price of the shares will be considered for valuation till formal confirmation of acceptance of shares tendered under the buy-back schemes. Quantum of shares accepted under buy-back will be accounted as a sale trade on receipt of formal confirmation of such acceptance.
1.10	Valuation of Partly paid up equity share	<p>a) <b>Traded:</b> Refer point 1.1 above.</p> <p>b) <b>Non-traded:</b> Will be valued at Underlying Equity price as reduced by the balance call money payable with illiquidity discount as may be deemed appropriate by the valuation committee.</p>
2	<b>PREFERENCE SHARES</b>	
2.1	Traded	At Traded Price.
2.2	Non-traded	At cost or at fair value as determined by the valuation committee .

Snapshot of Valuation Policy		
Sr. No	Type of Instrument	Basis of Valuation
<b>3</b>	<b>ADR's/GDR's</b>	
3.1	Conversion rate - Forex	On valuation date, all assets and liabilities in foreign currency shall be valued in Indian Rupees at the RBI reference rate. In case the RBI reference rate is not available, on a particular Valuation Day, the exchange rate available on Bloomberg/Reuters will be used for conversion.
3.2	ADR/GDR Security Price - Traded	<p>Foreign securities shall be valued based on the last quoted closing prices at the Overseas Stock Exchange on which the respective securities are listed. However, the AMC shall select the Primary stock exchange prior to transacting in any scheme in case a security is listed on more than one stock exchange and the reasons for the selection will be recorded in writing. Any subsequent change in the reference stock exchange used for valuation will be necessarily backed by reasons for such change being recorded in writing by the AMC and approved by the Valuation Committee. However, in case of extra ordinary event in other markets post the closure of the relevant markets, the AMC shall value the security at suitable fair value as determined by the Valuation Committee.</p> <p>When on a particular valuation day, a security has not been traded on the selected stock exchange; the value at which it is traded on another stock exchange or last quoted closing price on the selected stock exchange shall be used provided such date is not more than thirty days prior to the valuation date. Due to difference in time zones of different markets, in case the closing prices of securities are not available within a given time frame to enable the AMC to upload the NAV for a Valuation Day, the AMC may use the last available traded price/previous day's price for the purpose of valuation. The use of the closing price/last available traded price for the purpose of valuation will also be based on the practice followed in a particular market. Closing Quote on T-1 of the security sourced from NYSE/Bloomberg or other recognized international stock exchange.</p>
3.3	ADR/GDR Security Price – Non-Traded	Non-traded ADR/GDRs shall be valued after considering prices/issue terms of underlying security. Valuation Committee shall decide the appropriate discount for illiquidity. Non traded foreign security shall be valued by AMC at fair value after considering relevant factors on case to case basis.
<b>4</b>	<b>WARRANTS</b>	
4.1	Traded warrants	At quoted price
4.2	Non-traded warrants	
4.2.1	Exercise price is lower than the value of the underlying share	Value of the underlying share less exercise price with illiquidity discount as may be deemed appropriate by the valuation committee with an appropriate illiquidity discount.
4.2.2	Exercise price is higher than the value of the share	At Zero
<b>5</b>	<b>RIGHTS ENTITLEMENTS/PARTLY PAID UP RIGHTS SHARES</b>	
5.1	Traded Rights	At quoted price
5.2	Non-traded Rights	
5.2.1	Exercise price is lower than the value of the underlying share	Value of the underlying share less exercise price with illiquidity discount as may be deemed appropriate by the valuation committee.
5.2.2	Exercise price is higher than the value of the share	At Zero
<b>6</b>	<b>FUTURES AND OPTIONS (F&amp;O)</b>	
6.1	Futures	To be valued at the settlement price as released by NSE
6.2	Options	To be valued at the settlement price as released by NSE
<b>7</b>	<b>DEBT &amp; MONEY MARKET SECURITIES</b>	
7.1	All debt and money market securities (including Central and state government securities, treasury bills and cash management bills)	<p>a) To be valued at average of security level prices provided by AMFI appointed agencies (currently CRISIL and ICRA).</p> <p>b) In case security level prices given by valuation agencies are not available for a new security (which is currently not held by any Mutual Fund), then such security may be valued at weighted average purchase yield on the date of allotment/purchase.</p>

<b>Snapshot of Valuation Policy</b>		
<b>Sr. No</b>	<b>Type of Instrument</b>	<b>Basis of Valuation</b>
7.2	<b>Securities with Put/Call Options</b>	<p>Only securities with both put and call options on the same day and having the same put and call option price, shall be deemed to mature on such put/call date and shall be valued accordingly.</p> <p>In all other cases, the cash flow of each put/call option shall be evaluated and the security shall be valued on the following basis:</p> <ol style="list-style-type: none"> <li>Identify a 'Put Trigger Date', a date on which 'price to put option' is the highest when compared with price to other put options and maturity price.</li> <li>Identify a 'Call Trigger Date', a date on which 'price to call option' is the lowest when compared with price to other call options and maturity price.</li> <li>In case no Put Trigger Date or Call Trigger Date ("Trigger Date") is available, then valuation would be done to maturity price. In case one Trigger Date is available, then valuation would be done as to the said Trigger Date. In case both Trigger Dates are available, then valuation would be done to the earliest date.</li> </ol> <p>If a put option is not exercised by a Mutual Fund when exercising such put option would have been in favour of the scheme, in such cases the justification for not exercising the put option shall be provided to the Board of AMC and Trustees.</p>
7.3	<b>Securities with multiple Put Options present ab-initio:</b>	<p>If a put option is not exercised when exercising such put option would have been in favor of the scheme, in such cases the justification for not exercising the put option shall be provided to the Valuation Agencies, Board of AMC and Trustees on or before the last date of the notice period. The Valuation Agencies shall not take into account the remaining put options for the purpose of valuation of the security.</p> <p>The put option shall be considered as 'in favour of the scheme' if the yield of the valuation price ignoring the put option under evaluation is more than the contractual yield/coupon rate by 30 basis points.</p>
7.4	<b>Impact of any Changes to terms of an investment:</b>	<p>While making any change to terms of an investment, AMC shall adhere to the following conditions:</p> <ul style="list-style-type: none"> <li>Any changes to the terms of investment, including extension in the maturity of a money market or debt security, shall be reported to valuation agencies and SEBI registered Credit Rating Agencies (CRAs) immediately, along-with reasons for such changes.</li> <li>Any extension in the maturity of a money market or debt security shall result in the security being treated as "Default", for the purpose of valuation.</li> <li>If the maturity date of a money market or debt security is shortened and then subsequently extended, the security shall be treated as "Default" for the purpose of valuation.</li> <li>Any put option inserted subsequent to the issuance of the security shall not be considered for the purpose of valuation and original terms of the issue will be considered for valuation.</li> </ul>
7.5	<b>Reverse Repo/Repo/TREPS (Tri Party Repo Dealing System)</b>	
	<b>Reverse Repo/Repo/TREPS with Tenor more than 30 days</b>	<p>To be valued at average of security level prices provided by AMFI appointed agencies (currently CRISIL and ICRA).</p> <p>In case security level prices given by valuation agencies are not available for a new security (which is currently not held by any Mutual Fund), then such security may be valued at weighted average purchase yield on the date of allotment/purchase.</p>

Snapshot of Valuation Policy		
Sr. No	Type of Instrument	Basis of Valuation
	<b>Reverse Repo/Repo/TREPS with tenor up to 30 days</b>	To be Valued at cost plus accruals. Whenever a security moves from 31 days residual maturity to 30 days residual maturity, the price as on 31st day would be used for amortization from 30th day.
7.6	<b>Fixed Deposits</b>	At cost plus accruals
7.7	<b>CONVERTIBLE DEBENTURES</b>	
	<b>Non-convertible components</b>	Refer point 7.1,7.2 & 7.3 above
	<b>Convertible components</b>	The convertible component shall be valued on same basis as underlying equity instrument after providing for appropriate illiquidity discount in accordance with investment valuation norms prescribed by SEBI in the Eight Schedule.
7.8	<b>OTC Derivatives (including Interest Rate Swaps) and Market Linked Debentures</b>	
		Prices for all OTC derivatives (including Interest Rate Swaps) and market linked debentures shall be obtained from valuation agencies.
7.9	<b>Interest Rate Futures</b>	
		Interest Rate Futures will be valued at the settlement price as released by NSE.
7.10	<b>Securities Rated Below Investment Grade and Default</b>	
	<b>Definition of below investment grade and default:</b>	
		A money market or debt security shall be classified as “below investment grade” if the long term rating of the security issued by a SEBI registered Credit Rating Agency (CRA) is below BBB- or if the short term rating of the security is below A3.
		A money market or debt security shall be classified as “Default” if the interest and/or principal amount has not been received, on the day such amount was due or when such security has been downgraded to “Default” grade by a CRA. In this respect, AMC shall promptly inform to the valuation agencies and the CRAs, any instance of non-receipt of payment of interest and/or principal amount (part or full) in any security.
		<p>a) To be valued on the basis of valuation price for such securities provided by CRISIL and ICRA/or any other AMFI appointed agency (ies).</p> <p>b) Till such time the valuation agencies compute the valuation of money market and debt securities classified as below investment grade or default, such securities shall be valued on the basis of indicative haircuts provided by these agencies. These indicative haircuts shall be applied on the date of credit event i.e. migration of the security to sub-investment grade or default and shall continue till the valuation agencies compute the valuation price of such securities. Further, these haircuts shall be updated and refined, as and when there is availability of material information which impacts the haircuts.</p> <p>c) <b>Consideration of traded price for valuation:</b></p> <ul style="list-style-type: none"> <li>• In case of trades during the interim period between date of credit event and receipt of valuation price from valuation agencies, AMC shall consider such traded price for valuation if it is lower than the price post standard haircut. The said traded price shall be considered for valuation till the valuation price is determined by the valuation agencies.</li> <li>• In case of trades after the valuation price is computed by the valuation agencies as referred above and where the traded price is lower than such computed price, such traded price shall be considered for the purpose of valuation and the valuation price may be revised accordingly.</li> </ul> <p>d) The trades referred above shall be of a minimum size as determined by valuation agencies/AMFI.AMC may deviate from the indicative haircuts and/or the valuation price for money market and debt securities rated below investment grade/default provided by the valuation agencies and consider a fair valuation approach for valuation of principal and interest subject to the following:</p> <ul style="list-style-type: none"> <li>• The detailed rationale for deviation from the price post haircuts or the price provided by the valuation agencies shall be recorded by the Valuation Committee/AMC.</li> <li>• The rationale for deviation along-with details such as information about the security (ISIN, issuer name, rating etc.), price at which the security was valued vis-a-vis the price post haircuts or the average of the price provided by the valuation agencies (as applicable) and the impact of such deviation on scheme NAV (in amount and percentage terms) shall be reported to the Board of AMC and Trustees.</li> </ul> <p>The rationale for deviation along-with details as mentioned above shall also be disclosed to investors. In this regard, the AMC shall disclose instances of deviations on our website. Further, the total number of such instances shall also be disclosed in the monthly and half-yearly portfolio statements for the relevant period along-with an exact link to the website wherein the details of all such instances of deviation are available.</p> <p>e) Treatment of accrued interest, future interest accrual and future recovery: -</p> <p>a) The indicative haircut that has been applied to the principal should be applied to any accrued interest.</p> <p>b) In case of securities classified as below investment grade but not default, interest accrual may continue with the same haircut applied to the principal. In case of securities classified as default, no further interest accrual shall be made.</p>



Snapshot of Valuation Policy		
Sr. No	Type of Instrument	Basis of Valuation
	c) Any recovery shall first be adjusted against the outstanding interest recognized in the NAV and any balance shall be adjusted against the value of principal recognized in the NAV. d) Any recovery in excess of the carried value (i.e. the value recognized in NAV) should then be applied first towards amount of interest written off and then towards amount of principal written off.	
<b>7.11</b>	<b>Valuation of any upfront fee on trades:</b> In line with AMFI Best Practice guidelines circular no. 83/2019-20, following guidelines shall be adhered to for valuation of any upfront fees on trades: 1. Upfront fees on all trades (including primary market trades), by whatever name and manner called, shall be considered by the valuation agencies for the purpose of valuation of the security. 2. Details of such upfront fees shall be shared by the AMC on the trade date to the valuation agencies as part of the trade reporting to enable valuation agencies to arrive at the fair valuation for that date. 3. For the purpose of accounting, such upfront fees shall be reduced from the cost of the investment in the scheme that made the investment. 4. In case upfront fees are received across multiple schemes, then such upfront fees shall be shared on a pro-rata basis across such schemes.	
<b>8</b>	<b>INVESTMENT IN MF UNITS</b>	
<b>8.1</b>	<b>Units of Domestic Mutual fund</b>	Domestic Mutual Fund Units would be valued at the NAV as on the valuation day.
<b>8.2</b>	<b>Units of Overseas Mutual fund</b>	Overseas Mutual Fund units would be valued at the NAV as on the valuation day.
<b>9</b>	<b>GUIDELINES FOR INTER-SCHEME TRANSFERS</b>	
	i. IST of any money market or debt security (irrespective of maturity) will be done at an average of the prices provided by the valuation agencies, if prices from the valuation agencies are received within the pre-agreed turn-aroundtime (TAT). ii. If price from only one valuation agency is received within the agreed TAT, that price may be used for IST pricing. If prices are not received from any of the valuation agencies within the agreed TAT, AMC may determine the price for the IST, in accordance with Clause 3 (a) of Seventh Schedule of SEBI (Mutual Funds) Regulations, 1996.i.e., prevailing Market Price for quoted instrument on spot basis. Such price would be obtained from the public platform.	
<b>10</b>	<b>GUIDELINES FOR VALUATION OF UNITS OF INFRASTRUCTURE INVESTMENT TRUST (INVITS) &amp; REAL ESTATE INVESTMENT TRUST (REITS)</b>	
	<ul style="list-style-type: none"> <li>To be valued at the last quoted closing price on NSE (primary exchange for HSBC) else BSE or other recognized stock exchange where the units of InvITs and REITs are listed.</li> <li>Where units of InvITs and REITs are not traded on any of the stock exchanges for a continuous period of 30 calendar days then the valuation for such units of InvITs and REITs will be determined based on the procedure determined by Valuation Committee.</li> </ul>	

**Notes :**

- 1) In case the valuation committee is of the opinion that the price feeds provided by AMFI appointed agencies are not reflective of fair value/realizable value of the security, the same shall be valued on the basis of guidelines provided by the valuation committee. In approving such valuations, the valuation committee shall follow the principles of fair valuation and provide suitable justification for the same.

The rationale for deviation along-with details such as information about the security (ISIN, issuer name, rating etc.), price at which the security was valued vis-a-vis the price as per the valuation agencies and the impact of such deviation on scheme NAV (in amount and percentage terms) shall be reported to the Board of AMC and Trustees. The rationale shall also be disclosed immediately and prominently, under a separate head on the website of AMC, Monthly portfolio and Half-Yearly portfolio.

2) **Use of Own Trade for Valuation:**

- AMC shall not use own/self-trades for valuation of debt and money market securities. However, in case security level prices given by valuation agencies are not available for a new security (which is currently not held by any Mutual Fund), then such security may be valued at weighted average purchase yield on the date of allotment/purchase.
- Own/self-trades will not be used for valuation of inter-scheme transfers.

**Disclaimer :**

By using the valuation contained in this document, the user acknowledges and accepts that the valuations are provided severally (and not jointly) by the service providers and that valuations are subject to the disclaimers and exclusion of liability provided on the relevant service providers' web sites. The user must visit the relevant service providers' web sites and understand the disclaimers and conditions to which the use of these valuations is subject.

**Annexure B:****WATERFALL APPROACH FOR VALUATION OF TRADED AND NON-TRADED MONEY MARKET AND DEBT SECURITIES**

AMFI, vide its best practice circular no. 83/2019-20 dated November 18, 2019 had issued the standard guidelines for waterfall valuation approach for money market and debt securities to be followed and documented by Valuation agencies. The following are the areas identified for the said guidelines:

1. Waterfall mechanism for valuation of money market and debt securities
2. Definition of tenure buckets for similar maturity
3. Process for determination of similar issuer
4. Recognition of trades and outlier criteria
5. Process for construction of spread matrix

**Part A: Valuation of Money Market and Debt Securities other than G-Secs****1. Waterfall Mechanism for valuation of money market and debt securities:**

The following shall be the broad sequence of the waterfall for valuation of money market and debt securities:

- i. Volume Weighted Average Yield (VWAY) of primary reissuances of the same ISIN (whether through book building or fixed price) and secondary trades in the same ISIN
- ii. VWAY of primary issuances through book building of same issuer, similar maturity (Refer Note 1 below)
- iii. VWAY of secondary trades of same issuer, similar maturity iv. VWAY of primary issuances through fixed price auction of same issuer, similar maturity
- v. VWAY of primary issuances through book building of similar issuer, similar maturity (Refer Note 1 below)
- vi. VWAY of secondary trades of similar issuer, similar maturity.
- vii. VWAY of primary issuance through fixed price auction of similar issuer, similar maturity
- viii. Construction of matrix (polling may also be used for matrix construction) ix. In case of exceptional circumstances, polling for security level valuation (Refer Note 2 below)

**Notes:**

1. Polling shall be conducted to identify outlier trades for any booking building issuance of less than INR 100 Cr and also for those primary issuances that are not done through book building.
2. Polling shall be conducted for exceptional circumstances like stale spreads, any event/news in particular sector/issuer, rating changes, high volatility, corporate action or such other event as may be considered by valuation agencies. Here stale spreads are defined as spreads of issuer which were not reviewed/updated through trades/primary/polls in same or similar security/issuers of same/similar maturities in waterfall approach in last 6 months.

Further, the exact details and reasons for the exceptional circumstances which led to polling shall be documented and reported to AMC. Further, a record of all such instances shall be maintained by AMC and shall be subject to verification during SEBI inspections.

3. All trades on stock exchanges and trades reported on trade reporting platforms till end of trade reporting time (excluding Inter-scheme transfers) should be considered for valuation on that day.
4. In case of exceptional events, for the purpose of calculation of VWAY of trades and identification of outliers, on the day of such exceptional events, rather than considering whole day trades, only those trades shall be considered which have occurred post the event (on the same day).

The following events would be considered exceptional events:

- i. Monetary/Credit Policy
- ii. Union Budget
- iii. Government Borrowing/Auction Days
- iv. Material Statements on Sovereign Rating
- v. Issuer or Sector Specific events which have a material impact on yields
- vi. Central Government Election Days
- vii. Quarter end day

In addition to the above, valuation agencies may determine any other event as an exceptional event. All exceptional events along-with valuation carried out on such dates shall be documented with adequate justification.

**2. Definition of tenure buckets for Similar Maturity:**

When a trade in the same ISIN has not taken place, reference should be taken to trades of either the same issuer or a similar issuer, where the residual tenure matches the tenure of the bond to be priced. For identifying similar maturity trades, the tenure buckets are to be created and trades falling within such similar maturity shall be used as per table below:

Residual Tenure of Bond to be priced	Criteria for similar maturity
Upto 1 month	Calendar Weekly Bucket
Greater than 1 month to 3 months	Calendar Fortnightly Bucket
Greater than 3 months to 1 year	Calendar Monthly Bucket
Greater than 1 year to 3 years	Calendar Quarterly Bucket
Greater than 3 years	Calendar Half Yearly or Greater Bucket

In addition to the above:

- a. In case of market events, or to account for specific market nuances, valuation agencies may be permitted to vary the bucket in which the trade is matched or to split buckets to finer time periods as necessary. Such changes shall be auditable. Below are the example for such events/nuances:
  - i. Traded yields for securities with residual tenure of less than 90 days and more than 90 days are markedly different even though both may fall within the same maturity bucket
  - ii. Similarly, for less than 30 days and more than 30 days or cases where yields for the last week v/s second last week of certain months such as calendar quarter ends can differ.
- b. In the case of illiquid/semi liquid bonds, traded spreads shall be permitted to be used for longer maturity buckets (1 year and above). However, the yield should be adjusted to account for steepness of the yield curve across maturities.
- c. The changes/deviations mentioned in clauses a and b above, should be documented, along with the detailed rationale for the same. Process for making any such deviations shall also be recorded. Such records shall be preserved for verification.

### 3. Process for determination of similar issuer:

Valuation agencies shall determine similar issuers using one or a combination of the following criteria. Similar issuer does not always refer to issuers which trade at same yields, but may carry spreads amongst themselves & move in tandem or they are sensitive to specific market factor/s hence warrant review of spreads when such factors are triggered.

- i. Issuers within same sector/industry and/or
- ii. Issuers within same rating band and/or
- iii. Issuers with same parent/within same group and/or
- iv. Issuers with debt securities having same guarantors and/or
- v. Issuers with securities having similar terms like Loan Against Shares (LAS)/Loan Against Property (LAP)

The above criteria are stated as principles and final determination on criteria, and whether in combination or isolation shall be determined by the valuation agencies. The criteria used for such determination should be documented along with the detailed rationale for the same in each instance. Such records shall be preserved for verification. Similar issuers which trade at same level or replicate each other's movements are used in waterfall approach for valuations. However, similar issuer may also be used just to trigger the review of spreads for other securities in the similar issuer category basis the trade/news/action in any security/ies within the similar issuer group.

### 4. Recognition of trades and outlier criteria:

#### i. Volume criteria for recognition of trades (marketable lot)

AMFI, in consultation with SEBI has defined the marketable lot as under. The following volume criteria shall be used for recognition of trades by valuation agencies:

Parameter	Minimum Volume Criteria for marketable lot
Primary	INR 25 cr for both Bonds/NCD/CP/CD and other money market instruments
Secondary	INR 25 cr for CP/CD, T-Bills and other money market instruments
Secondary	INR 5 Cr for Bonds/NCD/G-secs

Trades not meeting the minimum volume criteria i.e. the marketable lot criteria as stated above shall be ignored.

#### ii. Outlier criteria

It is critical to identify and disregard trades which are aberrations, do not reflect market levels and may potentially lead to mispricing of a security or group of securities. Hence, the following broad principles would be followed by valuation agencies for determining outlier criteria.

- Outlier trades shall be classified on the basis of liquidity buckets (Liquid, Semi-liquid, Illiquid). Price discovery for liquid issuers is generally easier than that of illiquid issuers and hence a tighter pricing band as compared to illiquid issuers would be appropriate.
- The outlier trades shall be determined basis the yield movement of the trade, over and above the yield movement of the matrix. Relative movement ensures that general market movements are accounted for in determining trades that are outliers. Hence, relative movement over and above benchmark movement shall be used to identify outlier trades.
- Potential outlier trades which are identified through objective criteria defined above will have to be validated through polling from market participants. Potential outlier trades that are not validated through polling shall be ignored for the purpose of valuation.
- The following criteria shall be used by valuation agencies in determining Outlier Trades

Liquidity Classification	Bps Criteria (Yield movement over Previous Day yield after accounting for yield movement of matrix)		
	Upto 15 days	15-30 days	Greater than 30 days
Liquid	30 bps	20 bps	10 bps
Semi-liquid	45 bps	35 bps	20 bps
Illiquid	70 bps	50 bps	35 bps

The above criteria shall be followed consistently and would be subject to review on a periodic basis by valuation agencies and any change would be carried in consultation with AMFI

- In order to ensure uniform process in determination of outlier trades the criteria for liquidity classification shall be as detailed below.

#### Liquidity classification criteria — Liquid, semi-liquid and Illiquid definition

Valuation agencies shall use standard criteria for classifying trades as Liquid, Semi-Liquid and illiquid basis the following two criteria

- Trading Volume
- Spread over reference yield

Such criteria shall be reviewed on periodic basis in consultation with AMFI.

#### Trading Volume (Traded days) based criteria:

Number of unique days an issuer trades in the secondary market or issues a new security in the primary market in a calendar quarter

<b>Liquid</b>	>=50% of trade days
<b>Semi</b>	>=10% to 50% trade days
<b>Illiquid</b>	<10 % of trade days

#### Spread based criteria:

Spread over the matrix shall be computed and based on thresholds defined, issuers shall be classified as liquid, semi liquid and illiquid. For bonds thresholds are defined as:

	Bonds	CP/CD
<b>Liquid</b>	upto 15 bps	upto 25 bps
<b>Semi</b>	>15-75 bps	>25-50
<b>Illiquid</b>	> 75 bps	> 50 bps

In case of bonds, spread is computed as average spread of issuer over AAA Public Sector Undertakings/Financial Institutions/Banks matrix .For CP/CD, spread is computed as average spread of issuer over A1+/AAA CD Bank matrix).

The above thresholds shall be periodically reviewed and updated having regard to the market.

The best classification (liquid being the best) from the above two criteria (trading volume and spread based) shall be considered as the final liquidity classification of the issuer. The above classification shall be carried out separately for money market instruments (CP/CDs) and bonds.

## 5. Process for construction of spread matrix:

Valuation agencies shall follow the below process in terms of calculating spreads and constructing the matrix:

Steps	Detailed Process
<b>Step 1</b>	<p><b>Segmentation of corporates:</b></p> <p>The entire corporate sector is first categorised across following four sectors i.e. all the corporates will be catalogued under one of the below mentioned bucket:</p> <ol style="list-style-type: none"> <li>Public Sector Undertakings/Financial Institutions/Banks;</li> <li>Non-Banking Finance Companies -except Housing Finance Companies;</li> <li>Housing Finance Companies;</li> <li>Other Corporates</li> </ol>
<b>Step 2</b>	<p><b>Representative issuers:</b></p> <p>For the aforesaid 4 sectors, representative issuers (Benchmark Issuers) shall be chosen by the valuation agencies for only higher rating (I.e. "AAA" or AA+). Benchmark/Representative Issuers will be identified basis high liquidity, availability across tenure in AAA/AA+ category and having lower credit/liquidity premium. Benchmark Issuers can be single or multiple for each sector.</p> <p>It may not be possible to find representative issuers in the lower rated segments, however in case of any change in spread in a particular rating segment, the spreads in lower rated segments should be suitably adjusted to reflect the market conditions. In this respect, in case spreads over benchmark are widening at a better rated segment, then adjustments should be made across lower rated segments, such that compression of spreads is not seen at any step. For instance, if there is widening of spread of AA segment over the AAA benchmark, then there should not be any compression in spreads between AA and A rated segment and so on.</p>

<b>Step 3</b>	<p><b>Calculation of benchmark curve and calculation of spread :</b></p> <ol style="list-style-type: none"> <li>1. Yield curve to be calculated for representative issuers for each sector for maturities ranging from 1 month till 20 years and above.</li> <li>2. Waterfall approach as defined in Part A (1) above will be used for construction of yield curve of each sector.</li> <li>3. In the event of no data related to trades/primary issuances in the securities of the representative issuer is available, polling shall be conducted from market participants</li> <li>4. Yield curve for Representative Issuers will be created on daily basis for all 4 sectors. All other issuers will be pegged to the respective benchmark issuers depending on the sector, parentage and characteristics. Spread over the benchmark curve for each security is computed using latest available trades/primaries/polls for respective maturity bucket over the Benchmark Issuer.</li> <li>5. Spreads will be carried forward in case no data points in terms of trades/primaries/polls are available for any issuer and respective benchmark movement will be given.</li> </ol>
<b>Step 4</b>	<ol style="list-style-type: none"> <li>1. The principles of VWAY, outlier trades and exceptional events shall be applicable while constructing the benchmark curve on the basis of trades/primary issuances.</li> <li>2. In case of rating downgrade/credit event/change in liquidity or any other material event in Representative Issuers, new Representative Issuers will be identified. Also, in case there are two credit ratings, the lower rating to be considered.</li> <li>3. Residual tenure of the securities of representative issuers shall be used for construction of yield curve.</li> </ol>

**Part B: Valuation of G-Secs (T-Bill, Cash management bills, G-Sec and SDL)**

The following is the waterfall mechanism for valuation of Government securities:

- VWAY of last one hour, subject to outlier validation
- VWAY for the day (including a two quote, not wider than 5 bps on NDSOM), subject to outlier validation
- Two quote, not wider than 5 bps on NDSOM, subject to outlier validation
- Carry forward of spreads over the benchmark
- Polling etc.

**Note:**

1. VWAY shall be computed from trades which meet the marketable lot criteria stated in Part A of these Guidelines.
2. Outlier criteria: Any trade deviating by more than +/- 5 bps post factoring the movement of benchmark security shall be identified as outlier. Such outlier shall be validated through polling for inclusion in valuations. If the trades are not validated, such trades shall be ignored.



## VI. ACCOUNTING POLICIES AND STANDARDS

In accordance with the Regulations, the AMC will follow the accounting policies and standards, as detailed below:

- The AMC shall keep and maintain proper books of account, records and documents, so as to explain its transactions and to disclose at any point of time the financial position of each scheme and, in particular, give a true and fair view of the state of affairs of the Fund. Further, with effect from April 1, 2023, the financial statements and accounts of the mutual fund schemes shall be prepared in accordance with Indian Accounting Standards (IND AS) and any addendum thereto, as notified by the Companies (Indian Accounting Standards) Rules, 2015, as amended from time to time. In case there is any conflict between the requirements of IND AS and SEBI regulations and guidelines issued thereunder, the AMC shall follow the requirements specified under SEBI regulations.
  - For the purposes of the financial statements, mutual funds shall mark all investments to market and carry investments in the balance sheet at market value. The realised gains or losses on sale or redemption of investment, as well as unrealised appreciation or depreciation shall be recognised in all financial statements through Revenue Accounts. However, since the unrealised gain arising out of appreciation on investments cannot be distributed, provision shall be made for exclusion of this item when arriving at distributable income.
  - In respect of all interest-bearing investments, income shall be accrued on a day to day basis as it is earned. Therefore, when such investments are purchased, interest paid for the period from the last interest due date up to the date of purchase should not be treated as a cost of purchase but shall be debited to Interest Recoverable Account. Similarly, interest received at the time of sale for the period from the last interest due date up to the date of sale must not be treated as an addition to sale value but shall be credited to Interest Recoverable Account.
  - In determining the holding cost of investments and the gains or loss on sale of investments, the "weighted average cost" method shall be followed for each security.
  - Transactions for purchase or sale of investments shall be recognised as of the trade date and not as of the settlement date, so that the effect of all investments traded during a financial year are recorded and reflected in the financial statements for that year. Where investment transactions take place outside the stock market, for example, acquisition through private placement or purchases or sales through private treaty, the transaction would be recorded, in the event of a purchase, as of the date on which the Scheme obtains an enforceable obligation to pay the price or, in the event of a sale, when the Scheme obtains an enforceable right to collect the proceeds of sale or an enforceable obligation to deliver the instruments sold.
  - Where income receivable on investments has accrued but has not been received or in case of debt securities classified as below investment grade, provision shall be made by debit to the revenue account the income so accrued in the manner specified by guidelines issued by SEBI.
  - When Units are sold in the Scheme and its Plans, an appropriate part of the sale proceeds shall be credited to an Equalisation Account and when Units are repurchased an appropriate amount shall be debited to Equalisation Account. The net balance on this account shall be credited or debited to the Revenue Account. The balance on the Equalisation Account debited or credited to the Revenue Account shall not decrease or increase the net income of the Fund but is only an adjustment to the distributable surplus. It shall therefore be reflected in the Revenue Account only after the net income of the Fund is determined.
- The Trustees may, if necessary, transfer a portion of the distributable profits to a dividend equalization reserve. Such a transfer would be independent of the requirement to operate an Equalization Account.
- When Units are sold, after considering the equalisation as above, the difference between the sale price and the face value of the Unit, if positive, shall be credited to reserves and if negative, shall be debited to reserve, the face value being credited to Capital Account. Similarly, when the Units are repurchased, after considering the equalisation as above, the difference between the purchase price and face value of the Unit, if positive, shall be debited to reserves and, if negative, shall be credited to reserves, the face value being debited to the Capital Account.
  - The cost of investments acquired or purchased shall include brokerage, stamp charges and any charge customarily included in the broker's bought note. However, with effect from April 1, 2023, the investments acquired or sold shall be accounted at transaction price excluding all transaction costs such as brokerage, stamp charges and any charge customarily included in the broker's contract note that are attributable to acquisition/sale of investments.
  - Underwriting commission shall be recognised as revenue only when there is no devolvement on the Scheme and its Plans. Where there is devolvement on the Scheme and the Plans thereunder, the full underwriting commission received and not merely the portion applicable to the devolvement shall be reduced from the cost of the investment.
  - Bonus shares to which the Scheme and the Plans thereunder becomes entitled shall be recognized only when the original shares on which the bonus entitlement accrues are traded on the stock exchange on an ex-bonus basis. Similarly, rights entitlements shall be recognized only when the original shares on which the right entitlement accrues are traded on the stock exchange on an ex-right basis.
  - Dividend income earned by the Scheme and its Plans shall be recognized, not on the date the dividend is declared, but on the date the share is quoted on an ex-dividend basis. For investments, which are not quoted on the stock exchange, dividend income would be recognized on the date of declaration of dividend/information about dividend/receipt of dividend proceeds.
- The accounting policies and standards outlined above are as per the existing Regulations and are subject to change as per changes in the Regulations.
- ### Accrual of Expenses and Income
- All expenses and incomes accrued up to the valuation date shall be considered for computation of NAV. For this purpose, while major expenses like management fees and other periodic expenses should be accrued on a day to day basis, other minor expenses and income need not be so accrued, provided the non-accrual does not affect the NAV calculations by more than 1%.
- ### Recording of changes in securities and unit capital transactions
- Any changes in securities and in the number of units shall be recorded in the books not later than the first valuation date following the date of transaction. If this is not possible given the frequency of the Net Asset Value disclosure, the recording may be delayed upto a period of seven days following the date of the transaction, provided that as a result of the non-recording, the Net Asset Value calculations shall not be affected by more than 1%.

## VII. TAX, LEGAL & GENERAL INFORMATION

### A. TAXATION ON INVESTING IN MUTUAL FUND

The following tax implications are provided for general information purposes only, based on the law prevalent as on the date of this document. These implications will have to be determined taking into ACCOUNT the specific facts of each individual case. Further, in the event of amendments to legislation pertaining to taxation from time to time, the nature and/or quantum of such benefits/implications is/are subject to change. Therefore, it is recommended that investors should appropriately consult their tax consultant with respect to the specific tax implications arising out of their participation in the schemes of the mutual fund.

#### I. To the mutual fund:

##### Income in the hands of the mutual fund

The entire income of the mutual fund registered under the Securities and Exchange Board of India Act, 1992 (“SEBI Act, 1992”) or any Regulations made thereunder is exempt from income-tax in accordance with the provisions of Section 10(23D) of the Income-tax Act, 1961 (“the Act”).

Investment in the units of securitisation trusts. The key features of the taxation regime for securitisation trusts are as under:

- a. Tax pass-through status is accorded to trusts set-up by Asset Reconstruction Companies and securitisation trusts.
- b. Exemption in respect of income of investor from securitisation trust should not be available, and hence the same should be taxable in the hands of the investors. However, the income received by a mutual fund from a securitisation trust should still continue to remain exempt, as section 10(23D) of the Act provides exemption to the entire income earned by a mutual fund.
- c. Tax should be deducted at source by the securitization trust at the rate of 25% in case the payments are made to resident individuals/HUFs and at the rate of 30% in case payments are made to other resident assessees. However, income received by a mutual fund should not be liable to deduction of tax at source in accordance with the provisions of section 196(iv) of the Act. Even otherwise, no tax should be deducted at source by a securitization trust while making payments to a mutual fund, as any income received by a mutual fund is entirely exempt from tax under section 10(23D) of the Act.

The income received by the mutual fund is not liable for deduction of income-tax at source as per the provisions of Section 196(iv) of the Act. However, where the mutual fund receives any income from investments made in overseas jurisdiction, it may be subject to withholding in the relevant jurisdiction from which the income is received. As the income of the mutual fund is exempt from tax in India, credits/refunds in respect of such foreign taxes may not be available in India.

As per Finance Act, 2020, with effect from 1 April 2020, the provision related to dividend distribution tax has been deleted and new section 194K has been inserted. As per section 194K, any person responsible for paying to a resident any dividend in respect of units of a Mutual Fund specified under clause (23D) of section 10, or units from the Administrator of the specified undertaking or units from the specified company shall withhold tax at the rate of 10%. No tax is required to be withheld if such dividend does not exceed Rs. 5,000 or not likely to exceed Rs. 5,000 in a financial year. Further, no tax is required to be withheld on capital gain. The dividend

would be taxable in the hands of resident unitholders.

Non-residents can claim treaty benefit subject to eligibility and furnishing of requisite documents.

Fund will be liable to withhold taxes at applicable rates on the capital gains (long term or short term) earned by NRIs (Non-resident Indians) and Non domestic companies.

In case of non-resident investors, the mutual fund in respect of units of a Mutual Fund specified under section 10(23D) at the time of credit of such income to the account of the payee or at the time of payment, whichever is earlier, deduct income-tax at the rate of 20% plus applicable surcharge and health and education cess.

##### With-holding tax and GST on Management fees payable to investment manager

Fees paid by the fund to the investment manager will be subject to with-holding taxes at 10%. Further, the AMC would be charging Goods and Service Tax (GST) @18% on such fees.

##### With-holding tax on other expense payments

Fund will be liable to withhold taxes at applicable rates on various expenses incurred by the fund (e.g.: custodian fees, Registrar fees, etc.)

#### II. To the unit holders:

##### Deduction from total income

Under Section 80C of the Act, an assessee, being an individual or HUF, is eligible to claim a deduction of upto an aggregate of Rs. 1,50,000 on account of sums paid as subscription to units of an Equity Linked Savings Scheme (“ELSS”) The expression, “ELSS” refers to a scheme issued in terms of the Equity Linked Savings Scheme, 2005, as notified by the Central Board of Direct Taxes (“CBDT”), Ministry of Finance, vide notification dated November 3, 2005 as amended vide notification dated December 13, 2005.

##### Securities Transaction Tax

Under Chapter VII of Finance (No. 2) Act, 2004, the Unit holder is liable to pay a Securities Transaction Tax (“STT”) in respect of taxable securities transactions, at the applicable rates. Taxable securities transactions include purchase or sale of units of an equity oriented fund, entered into on the stock exchange or sale of units of an equity oriented fund to the mutual fund.

The purchaser of the units of an equity oriented fund is not liable to pay STT, where the purchase is entered into on a recognised stock exchange and the contract for the purchase of such units is settled by the actual delivery or transfer of such units.

The seller of the units of an equity oriented fund is liable to pay STT at 0.001%, where the sale is entered into on a recognised stock exchange and the contract for sale of such units is settled by the actual delivery or transfer of such units.

At the time of the sale of units of an equity oriented fund to the mutual fund, the seller is required to pay STT @ 0.001%.

STT is not applicable on purchase/sale/redemption of units other than units of an equity oriented fund.

In case of investor who is engaged in the business, the STT paid during the year in respect of taxable securities transactions

entered in the course of business shall be allowed as deduction under Section 36 of the Act, subject to the condition that such income from taxable securities transactions is included under the head, “profits and gains of business or profession”.

However, STT is not deductible for the computation of capital gains, if the gains on sale of securities are considered to be in the nature of capital gains.

### Stamp Duty

Pursuant to Notification No. S.O. 4419(E) dated December 10, 2019 read with Notification No. S.O. 115(E) dated January 08, 2020 issued by Department of Revenue, Ministry of Finance, Government of India, read with Part I of Chapter IV of Notification dated February 21, 2019 issued by Legislative Department, Ministry of Law and Justice, Government of India on the Finance Act, 2019, a stamp duty @0.005% of the transaction value would be levied on mutual fund transactions (including transactions carried through stock exchanges and depositories for units in demat mode), with effect from July 1, 2020\*.

Accordingly, pursuant to levy of stamp duty, the number of units allotted on purchase transactions (including Reinvestment of IDCW and transfers of IDCW) to the unitholders would be reduced to that extent.

Further, with effect from July 1, 2020\*, stamp duty shall be applicable at the rate of 0.015% on the consideration amount stated in the transfer instrument for off market transfer of units held in demat mode as well units held in physical mode.

\* Or any other future date as may be notified by the Government of India.

### Capital Gains on transfer/redemption of units

Gains arising on transfer/redemption of units as well as switching between schemes will be chargeable to tax under the Act. The characterization of income from investment in securities as “business income” or “capital gains” should be examined on a case-to-case basis.

### Business Income

Where units of the mutual fund are regarded as business asset, any gain arising from the transfer/redemption of units would be taxed under the head “Profits and Gains of Business or Profession”, under Section 28 of the Act. The gain/loss is to be computed under the head, “Profits and Gains of Business or Profession”, after allowing normal business expenses (inclusive of the expenses incurred on transfer).

Business Income is chargeable to tax at the following rates:

Type of Investor	Rates
Individuals, HUF, Association of Persons	Applicable Slab Rates
Domestic company having turnover/gross receipts not exceeding Rs. 400 crore in financial year 2018-19	22% / 25%
Partnership Firms [including Limited Liability Partnerships (“LLPs”)] & Indian Corporates & Domestic Company (other than above)	30%
Foreign Company	40%

Unless specifically stated, the income-tax rates specified above and elsewhere in this document are exclusive of the applicable surcharge and health and education cess. The rates of surcharge applicable for Assessment year 2021-22 are given below:

Type of Investor	Surcharge is applicable as % of income-tax					
	Total Income is less than Rs. 50 Lakhs	Total Income exceeds Rs. 50 Lakhs but does not exceed Rs. 1 crores	Total Income exceeds Rs. 1 crores but does not exceed Rs. 2 crores	Total Income exceeds Rs. 2 crores but does not exceed Rs. 5 crores	Total Income exceeds Rs. 5 crores but does not exceed Rs. 10 crores	Total Income exceeds Rs. 10 crores
Individual, HUF, AOP (Resident & foreign)*	Nil	10%	15%	25%	37%	37%
Partnership firm (Domestic & foreign)	Nil	Nil	12%	12%	12%	12%
Domestic Company	Nil	Nil	7%	7%	7%	12%
Foreign Company	Nil	Nil	2%	2%	2%	5%

\* In case total income includes income chargeable under section 111A and 112A of the income tax Act, 1961, surcharge will not be more than 15%.

\* Additionally, health and education cess is leviable @4% on the income-tax and surcharge as computed above.

Surcharge on income chargeable under section 115BAA and 115BAB will be at the rate of 10% irrespective of the amount.

### Long term capital gains

#### In case of Equity Oriented Fund, including ELSS

Capital gains arising on transfer or redemption of units of an equity oriented fund shall be regarded as long-term capital gains if such units are held for a period of more than 12 months, immediately preceding the date of transfer.

In case of ELSS, the units are subject to a lock-in of 3 years. Accordingly, any sale of units after such lock-in will qualify as long-term capital gains.

With effect from 1 April 2018, long term capital gains above Rs. 1 lakh on transfer of units of equity oriented fund shall be taxable at 10% (plus surcharge and health and education cess) where such transfer is subject to STT.

Benefit of the computation of gains in foreign currency and cost inflation index shall not be available on such gains and the cost of acquisition of units of equity oriented mutual fund shall be higher of:

- Actual cost of acquisition; and
- Lower of:
  - a. Fair market value as on 31 January 2018; and
  - b. Value of consideration received upon transfer

For this purpose “fair market value” shall mean:

- (i) in a case where the capital asset is listed on any recognized stock exchange as on the 31 January, 2018, the highest price of the capital asset quoted on such exchange on the said date. Provided that where there is no trading in such asset on such exchange on the 31 January, 2018, the highest price of such asset on such exchange on a date immediately preceding the 31st day of January, 2018 when such asset was traded on such exchange shall be the fair market value;



- (ii) in a case where the capital asset is a unit which is not listed on a recognised stock exchange as on the 31 January, 2018, the net asset value of such unit as on the said date.

#### **In case of other than Equity Oriented Fund, including Money Market mutual fund or a Liquid Fund**

Capital gains arising on transfer or redemption of “other than units of an equity oriented fund” should be regarded as long term capital gains, if such units are held for a period of more than 36 months immediately preceding the date of such transfer.

As per Section 112 of the Act, tax on income on long term capital gains arising from the transfer of units shall be taxable at the rate of 20% plus applicable surcharge and health and education cess @ 4% on the amount of tax and surcharge, on the long-term capital gain computed after claiming indexed cost of acquisition in place of the cost of acquisition.

Furthermore, long-term capital gains in the case of non-residents would be taxable @ 10% on the transfer of capital assets, being unlisted securities, computed without giving effect to the first and second proviso of section 48 i.e. without taking benefit of foreign currency fluctuation and indexation benefit.

The benefit of indexation will, however, not be available to specified Offshore Fund, which is taxable @10% plus applicable surcharge and health and education cess @4% on the amount of tax and surcharge in terms of section 115AB of the Act.

The benefit of indexation will also not be available to FPIs, who are taxed under Section 115AD of the Act @10% plus applicable surcharge and health and education cess @4% on the amount of tax and surcharge.

In cases where the taxable income as reduced by long-term capital gains of a resident individual or HUF is below the taxable limit, the long-term capital gain will be reduced to the extent of such shortfall and only the balance long-term capital gain will be chargeable to Income-tax.

The deductions are available from long-term capital gains arising on sale of mutual fund units, if the sale proceeds are invested as per section 54 and 54EE of the income Tax Act.

#### **Short-term Capital Gains**

##### **In case of Equity Oriented Fund**

Short-term capital gains arising from transfer of units of an equity oriented fund being subjected to STT will be charged to tax under section 111A of the Act @ 15% (plus applicable surcharge and health and education cess). The mutual fund will recover STT from the unit holder at the applicable rates when the units are repurchased by the mutual fund/redeemed by the investor.

In cases where the taxable income as reduced by short term capital gains of a resident individual and Hindu Undivided

Family is below the taxable limit, the short term capital gain will be reduced to the extent of such shortfall and only the balance short term capital gain will be chargeable to income tax.

##### **In case of other than Equity Oriented Fund, including Money Market mutual fund or a Liquid Fund**

Short term capital gains arising from the transfer of units of schemes other than equity oriented scheme will be chargeable to tax as under:

Short term capital gains are taxed at the normal rates applicable to each unit holder. In case where the taxable income as reduced by short-term capital gains of a resident individual or HUF is below the taxable limit, the Short-term Capital gain will be reduced to the extent of such shortfall and only the balance

short-term capital gain is chargeable to Income-tax.

#### **Capital losses**

Losses under the head capital gains cannot be set off against income under any other head. Further, within the head capital gains, losses arising from the transfer of long term capital assets cannot be adjusted against gains arising from the transfer of a short term capital asset. However, losses arising from the transfer of short term capital assets can be adjusted against gains arising from the transfer of either a long term or a short term capital asset.

Unabsorbed long term capital losses can be carried forward and set off against the long term capital gains arising in any of the subsequent eight assessment years. Unabsorbed short term capital losses can be carried forward and set off against the income under the head capital gains in any of the subsequent eight assessment years.

#### **Consolidation / Merger of schemes**

In case of consolidation of mutual fund schemes, the investors generally receive units in the consolidated scheme in consideration of units held in the consolidating scheme.

The following provisions would apply in case of consolidation of mutual fund schemes.

- a. As per section 47(xviii) of the Act, any transfer of units held by the investor in the consolidating scheme of the mutual fund in consideration of allotment of units in the consolidated scheme, shall not to be regarded as a taxable transfer, provided that the consolidation is of two or more schemes of an equity oriented fund or two or more schemes of a fund other than equity oriented fund.
- b. Further, as per section 49(2AD) of the Act, the cost of acquisition of units in the consolidated scheme shall be deemed to be the cost of acquisition of the units in the consolidating scheme. Also, as per section 2(42A) of the Act, the period of holding of the units in the consolidated scheme shall include the period of holding of the units in the consolidating scheme.
- c. “Consolidating scheme” has been defined under section 47(xviii) of the Act as the scheme of a mutual fund which merges under the process of consolidation of the schemes of mutual fund in accordance with the SEBI (Mutual Funds) Regulations, 1996. “Consolidated scheme” has been defined as the scheme with which the consolidating scheme merges or which is formed as a result of such merger.

#### **Consolidation of plans within a scheme of a mutual fund**

In case of consolidation of mutual fund plans within a scheme, the investors generally receive units in the consolidated plan in consideration of units held in the consolidating plan.

- a. As per section 47(xix) of the Act, any transfer of units (held by the investor as a capital asset) on account of a consolidation of a plan with other plans of the same scheme shall not be regarded as a taxable transfer.
- b. Further as per section 49(2AF) of the Act, the cost of acquisition of units in a consolidated plan shall be deemed to be the cost of acquisition of units in the consolidating plan. Also, as per section 2(42A) of the Act, the period of holding of the units in the consolidated plan shall include the period of holding of the units in the consolidating plan.
- c. “Consolidating plan” has been defined under section 47(xix) of the Act as the plan within a scheme of a mutual fund which merges under the process of consolidation of the

plans within a scheme of mutual fund in accordance with the Securities and Exchange Board of India (Mutual Funds) Regulations, 1996. "Consolidated plan" has been defined as the plan with which the consolidating plan merges or which is formed as a result of such merger.

### Minimum Alternate Tax / Alternate Minimum Tax

Where, the income tax payable on the total income as computed under the Act is less than the tax computed at 15% of its book profits, then such book profits shall be deemed to be the total income of the company and the tax payable should be at the rate of 15% (plus applicable surcharge and cess on such book profits).

Where MAT has been paid, credit is available in subsequent financial years for the MAT paid in excess of income-tax payable in a financial year. This credit should be eligible to be carried forward for 15 years and set-off against future income-tax payable to the extent normal income-tax payable exceeds MAT in that financial year.

The income on the transfer of mutual fund units by a company would be taken into account in computing the book profits and Minimum Alternate Tax, if any, under section 115JB of the Act.

The taxable income on transfer of mutual fund units by a person other than company would be taken into account in computing the Adjusted Total Income and Alternate Minimum Tax, if any, under section 115JC of the Act. Section 115JC is applicable to all persons other than company which has claimed any deduction under Chapter VI-A under the heading "C- Deductions in respect of certain incomes" (other than section 80P), section 10AA and section 35AD.

### Deduction of income-tax at source from Capital Gains

#### • Resident unit holders

No income-tax is required to be deducted at source from capital gains arising on transfer of units held by resident unit holders.

#### • Non-resident unit holders

As per the provisions of Section 196D of the Act, no deduction of tax shall be made from any income, by way of capital gains arising from the transfer of securities referred to in Section 115AD of the Act, payable to a FPI.

### In case of Equity Oriented Fund under the Act

#### A) Non-Resident unit holders

Income-tax is required to be deducted at source from the capital gains under section 195 of the Act at the applicable rates.

Under the Act, the following rates have been prescribed for deduction of tax at source from capital gains.

- a. On income by the way of long term capital gains, in excess of Rs. 1 lakh, on transfer of units subject to STT taxable (without giving effect to first & second proviso to section 48) at the rate of 10% (plus applicable surcharge and health and education cess).
- b. On income by way of short-term capital gains arising from transfer of units subject to STT taxable under section 111A @ 15% (plus applicable surcharge and health and education cess).

A non-resident, eligible to claim treaty benefits, would be governed by the provisions of the Act to the extent that they are more beneficial. Accordingly, tax should be withheld as per the provisions of the Act or the provisions in the Double Tax Avoidance Agreement ("DTAA"), whichever is more beneficial

to the assessee. However, the unit holder will be required to provide appropriate documents to the mutual fund, to be entitled to a beneficial rate under such DTAA.

As per section 90(4) of the Act, a non-resident shall not be entitled to claim treaty benefits, unless the non-resident obtains a Tax Residency Certificate ("TRC") of being a resident of his home country. Furthermore, as per section 90(5) of the Act, a non-resident is also required to furnish duly complied form 10F alongwith other supporting documents, if called for by the income-tax authorities.

#### B) Offshore Fund unit holders

Under Section 196B of the Act, tax shall be deducted at source from the long term capital gains @ 10% plus applicable surcharge and health and education cess @ 4% on the amount of tax and surcharge.

Income-tax is required to be deducted at source from the capital gains under section 195 of the Act at the applicable rates. A non-resident, eligible to claim treaty benefits, would be governed by the provisions of the Act to the extent that they are more beneficial. Accordingly, tax should be withheld as per the provisions of the Act or the provisions in the DTAA, whichever is more beneficial to the assessee. However, such a non-resident unit holder will be required to provide appropriate documents to the mutual fund, to be entitled to a beneficial rate under such DTAA.

As per section 90(4) of the Act, a non-resident shall not be entitled to claim treaty benefits, unless the non-resident obtains a TRC of being a resident of his home country. Furthermore, as per section 90(5) of the Act, a non-resident is also required to furnish duly complied form 10F alongwith other supporting documents, if called for by the income-tax authorities.

### In case of funds other than Equity Oriented Fund under the Act

#### A) Non-Resident unit holders

Income-tax is required to be deducted at source from the capital gains under section 195 of the Act at the applicable rates.

Under the Act, the following rates have been prescribed for deduction of tax at source from capital gains:

- a. On income by way of long-term capital gains on transfer of units of other than equity oriented fund taxable at the rate of @ 20% (plus applicable surcharge and health and education cess)
- b. On income by way of long-term capital gains on unlisted securities (without giving effect to first & second proviso to section 48) @ 10% (plus applicable surcharge and health and education cess)
- c. On income by way of short-term capital gains @30% (plus applicable surcharge and health and education cess)

A non-resident, eligible to claim treaty benefits, would be governed by the provisions of the Act to the extent that they are more beneficial. Accordingly, tax should be withheld as per the provisions of the Act or the provisions in the "DTAA", whichever is more beneficial to the assessee. However, the unit holder will be required to provide appropriate documents to the mutual fund, to be entitled to a beneficial rate under such DTAA.

As per section 90(4) of the Act, a non-resident shall not be entitled to claim treaty benefits, unless the non-resident obtains a "TRC" of being a resident of his home country. Furthermore, as per section 90(5) of the Act, a non-resident is also required to furnish duly complied form 10F alongwith other supporting documents, if called for by the income-tax authorities.





- (iv) The brother or sister of the spouse of the individual;
- (v) The brother or sister of either of the parents of the individual;
- (vi) Any lineal ascendant or descendant of the individual;
- (vii) Any lineal ascendant or descendant of the spouse of the individual;
- (viii) The spouse of the person referred to in clauses (ii) to (vi), and

**b) In case of a HUF, any member thereof.**

## VI. Wealth Tax

Wealth Tax has been abolished with effect from 01.04.2015.

## VII Pan Aadhaar Linking

As per the finance act 2021 passed by the government recently, it is mandatory for all individuals/HUF to link PAN number with Aadhaar. Non-linking will render the PAN inoperative. Under the provisions of the Act, an inoperative PAN would be deemed as not furnished and TDS is required to be deducted at the higher rate i.e. 20% w.e.f. 01 July 2021.

## VIII Non return filers

New Section 206AB creates an obligation to deduct/collect TDS/TCS at higher rates on any amount paid, or payable or credited, by a person to “a person who has not filed the returns of income for both the 2 Previous Years which are immediately before the year in which tax is required to be deducted or collected”, as the case may be, subject to various conditions as applicable.

## B. Legal Information

### 1. Nomination Facility

The AMC will provide an option to the Unitholder to nominate the persons in whom all the Units held by the Unitholder shall vest in the event of his death. Where the Units are held by more than one person jointly, all the joint Unitholders may together nominate a person by signing the nomination form/a request letter indicating the name of the person in whom all the rights in the Units shall vest in the event of death of all the joint Unitholders.

The investors/Unitholders are requested to note that a maximum of three nominees can be registered for a Folio. In case of multiple nominees, the ‘Share/Ratio’ of nomination has to be clearly specified in the nomination form/request letter. If the ‘Share/Ratio’ of nomination is not explicitly stated, then the nomination shall be treated at ‘Equal Share/Ratio’.

The nomination can be made only by individuals applying for/holding Units on their own behalf singly or jointly. Non-individuals including Company, PSU, AOP, BOI, society, trust, body corporate, partnership firm, Karta of Hindu Undivided Family, holder of Power of Attorney and FPI cannot nominate.

A Minor can be nominated and in that event, the name and address of the Guardian of the Minor Nominee shall be provided by the Unitholder.

The Nominee shall not be a society, trust (other than a religious or charitable trust), body corporate, partnership firm, Karta of Hindu Undivided Family, holder of Power of Attorney. A non-resident Indian can be a Nominee subject to the exchange controls in force from time to time. Nomination can also be made in favour of the Central Government, State Government, Local Authority, any person designated by virtue of his office or a religious or charitable trust. For nomination to a religious or charitable trust, the investor should attach a proof or certificate that the trust being nominated is religious or charitable trust.

Where a folio has joint holders, all joint holders should sign the request for nomination/cancellation of nomination, even if the mode of holding is not "joint". Nomination form cannot be signed by Power of Attorney (PoA) holders. Every new nomination for a folio/account will overwrite the existing nomination. Nomination will not be allowed in a folio held on behalf of a minor.

Nomination shall be mandatory for new folios/accounts opened by individual especially with sole holding and no new folios/accounts for individuals in single holding should be opened without nomination. Those investors who do not wish to nominate must sign separately on the application form, confirming their non-intention to nominate. Where nominee details and non-intention to nominate both are mentioned, non intention to nominate will be considered as “Default”. Folio in such case will be updated without Nominee.

Nomination in respect of the Units stands rescinded upon the transmission of Units.

Transmission of Units in favour of a Nominee, shall be a valid discharge by the Mutual Fund/AMC/Trustees against the legal heirs of the Unit holder(s).

The cancellation of Nomination can be made only by those individuals who hold Units on their own behalf singly or jointly and who made the original nomination.

On cancellation of the nomination, the nomination shall stand rescinded and the Mutual Fund/AMC/Trustees shall not be under any obligation to transmit the Units in favour of the Nominee.

The nomination facility extended under the Scheme is in accordance with SEBI regulations and subject to other applicable laws. The single/joint/surviving Unitholders can subsequently write to the ISC requesting for a Nomination Form in order to nominate any person to receive the Units upon his/her/their death, subject to completion of necessary formalities. Further, if either the Mutual Fund or the AMC incur any loss whatsoever arising out of any litigation or harm that it may suffer in relation to the nomination, they will be entitled to be indemnified absolutely from the deceased Unitholders’ estate. Upon the demise of the Unitholder, the Units would be transmitted in favour of the Nominee subject to the Nominee executing suitable indemnities in favour of the Mutual Fund and the AMC and necessary documentation to the satisfaction of the Mutual Fund.

Investors/Unitholders are advised to read the instructions carefully before nominating.

The Mutual Fund can call for such documents from the Nominee as deemed necessary.

### 2. Transfer & Transmission of Units

The Unit holders are given an option to hold the Units by way of an Account Statement (physical form) or in Dematerialized (demat form).

Units held in Demat form are transferable (subject to lock-in period, if any and subject to lien, if any marked on the units) in accordance with the provisions of SEBI (Depositories and Participants) Regulations, 2018, as may be amended from time to time. Transfer can be made only in favor of transferees who are capable of holding Units and having a Demat Account. The delivery instructions for transfer of Units will have to be lodged with the DP in requisite form as may be required from time to time and transfer will be effected in accordance with such rules/regulations as may be in force governing transfer of securities in dematerialized mode. Further, for the procedure of release of lien, the investors shall contact their respective DP.

Units held in paper/physical form are not transferable. However, if an applicant so desires to transfer units, the same can be done post conversion of units from paper/physical form to demat form. The AMC, upon submission of documents which will be prescribed

from time to time, shall issue units in dematerialized form to a unit holder in a scheme within two working days of the receipt of request from the unitholder AMC reserves the right to accept the request for dematerialization of units. The AMC reserves the right to reject the application for dematerialization of units, post acceptance of the same, if any of the requisite documents/declarations are unavailable or incomplete.

A person becoming entitled to hold the Units in consequence of the death, insolvency, or winding up of the sole holder or the survivors of joint holders, upon producing evidence and documentation to the satisfaction of the Fund and upon executing suitable indemnities in favor of the Fund and the AMC, shall be registered as a Unit holder if the transferee is otherwise eligible to hold the Units.

Where the Units of the Plan(s) are issued in demat form in the Demat account of the investor, the nomination as registered with the DP will be applicable to the Units of the Plan(s). A Nominee/legal heir approaching the Fund for Transmission of Units must have beneficiary account with a DP of CDSL or NSDL, since the Units shall be in demat mode. It may be noted that the nominee/legal heir is required to provide a copy of his/her PAN card as well as fulfil the Know Your Customer (KYC) requirements which is a pre-requisite for the transmission process. The list of documents required in order to place a request for transmission of units can be obtained directly from the AMC/RTA of AMC. The AMC reserves the right to seek additional documents where it may deem necessary.

In case of HSBC Tax Saver Equity Fund (HTSF), unitholders should, however, note that in the event of death of the Unit holder, the legal heir, subject to production of requisite documentary evidence, will be able to redeem the investment only after the completion of one year or anytime thereafter, from the date of allotment of Units to the deceased Unit holder. Units issued under HTSF can be transferred, assigned or pledged after a period of 3 years from the date of allotment.

In case of Close ended scheme, the transmission of units in favour of claimant will be completed before the maturity date subject to completion of KYC process etc. The claimant may redeem the units held by deceased unit holder in the close ended schemes before maturity by selling the units on the stock exchange after completing the transmission procedure and dematerialization of units.

In the event of transmission of units to a Minor, documents submitted including KYC, bank attestation, indemnity etc. should be of the guardian of the minor.

Investor(s) claiming transmission of Units in his/their name(s) are required to submit prescribed documents based on the kind of scenario for transmission. Kindly refer the Fund's website ([www.assetmanagement.hsbc.co.in](http://www.assetmanagement.hsbc.co.in)) for a transmission form and a ready reckoner matrix of necessary documents under different transmission scenarios. The Fund may also seek additional documents if the amount involved is above Rs. 2 lakhs, on a case to case basis or depending upon the circumstances of each case.

#### **Processing of Transmission-cum-transaction requests**

If an investor submits either a financial or non financial transaction request alongwith transmission request, then transmission requests will be processed. After the units are transferred in the name of new Unit holder and only upon subsequent submission of fresh request from the new unit holder, will the financial/non-financial transaction request be processed. The AMC reserves the right to insist on transmission along with redemption request by the claimant at any point deemed necessary. Under normal circumstances, the Fund will endeavor to process the transmission request within 10 business days, subject to receipt of complete documentation as applicable.

### **3. Pledge /Lien of mutual fund Units**

If in conformity with the guidelines and notifications issued by SEBI/Government of India/any other regulatory body from time to time, Units under the Scheme may be offered as security by way of a pledge/charge in favour of scheduled banks, financial institutions, non-banking finance companies (NBFCs), or any other body. In case of HSBC Tax Saver Equity Fund, unit holders should, however, note that the Units issued under the Scheme can be pledged only after a period of 3 years from the date of allotment.

The AMC and/or the ISC will note and record such pledged Units. A standard form for this purpose is available on request from any ISC. Disbursement of such loans will be at the entire discretion of the bank/financial institution/NBFC or any other body concerned and the Mutual Fund assumes no responsibility thereof. The Pledger/Lender will not be able to redeem/switch Units that are pledged/lien marked until the entity to which the Units are pledged/lien marked provides written authorisation to the Mutual Fund that the pledge/lien/charge may be removed. As long as Units are pledged/lien marked, the Pledgee/Lender will have complete authority to redeem such Units.

The distributions in the nature of dividends which are paid out on pledged/lien marked units shall be made in favour of the investor, unless understood and accepted between the unit holder(s) and financier/lender.

In case of death/insolvency of any one or more of the persons named in the register of Unit holders as the joint holders of any Units, the AMC shall not be bound to recognise any person(s) other than the remaining holders. In all such cases, redemption proceeds shall be paid to the first named of such remaining Unit holders. Request for pledging of units is required to be signed by all holder(s), irrespective of mode of holding.

### **4. Duration of the Scheme /Plan**

In case of open-ended schemes, the duration of the schemes will be perpetual and in case of close-ended schemes, the duration of the schemes will be for a fixed term as mentioned in the respective Offer Document/Scheme Information Document.

The AMC, the Fund and the Trustees reserve the right to make such changes/alterations to all or any of the Scheme (including the charging of fees and expenses) offered under the respective Offer Document/Scheme Information Document to the extent permitted by the applicable Regulations. However, in terms of the Regulations a scheme is to be wound up:

- On the happening of any event, which in the opinion of the Trustees, requires the Scheme to be wound up.

In case of winding up of the Scheme on account of above, the units of the units of the Scheme shall be listed on recognized stock exchange, subject to compliance with listing formalities as stipulated by the stock exchange. However, pursuant to listing, trading on stock exchange mechanism will not be mandatory for investors, rather, if they so desire, may avail an optional channel to exit provided to them.

Initially, trading in units of such a listed scheme that is under the process of winding up, shall be in dematerialised form. AMCs shall enable transfer of such units which are held in form of Statement of Account (SoA)/unit certificates.

Further, The AMC, its sponsor, employees of AMC and Trustee shall not be permitted to transact (buy or sell) in the units of such schemes that are under the process of being wound up.

- If seventy five per cent (75%) of the Unitholders of the Scheme pass a resolution that the Scheme be wound up
- If SEBI so directs in the interest of the Unitholders.



Where the Scheme is so wound up, the Trustees shall give notice within one day of the circumstances leading to the winding up of the Scheme to:

- SEBI and
- In two daily newspapers having a circulation all over India and in one vernacular newspaper with circulation in Mumbai.

In case a scheme is to be wound up on the happening of any event (which in the opinion of the Trustees, requires the Scheme to be wound up), the trustees shall obtain consent of the unit holders participating in the voting by simple majority on the basis of one vote per unit and publish the results of voting within forty five days from the publication of aforesaid notice.

In case the trustees fail to obtain the required consent of the unitholders, the schemes shall be reopened for business activities from the second business day after publication of results of the voting.

On and from the date of the publication of notice of winding up, the Trustees or the AMC, as the case may be, shall:

- Cease to carry on any business activities in respect of the Scheme so wound up
- Cease to create or cancel Units in the Scheme
- Cease to issue or redeem Units in the Scheme

## 5. Procedure and Manner of Winding up

The Trustees shall call a meeting of the Unitholders of the relevant Scheme to approve by simple majority of the Unitholders present and voting at the meeting, resolution for authorising the Trustees or any other person to take steps for the winding up of the Scheme.

The Trustees or the person authorised as above, shall dispose of the assets of the Scheme concerned in the best interest of the Unitholders of the Scheme.

The proceeds of sale realised in pursuance of the above, shall be first utilised towards discharge of such liabilities as are due and payable under the Scheme, and after meeting the expenses connected with such winding up, the balance shall be paid to the Unitholders in proportion to their respective interest in the assets of the Scheme, as on the date the decision for winding up was taken.

On completion of the winding up, the Trustees shall forward to SEBI and the Unitholders, a report on the winding up, detailing the circumstances leading to the winding up, the steps taken for disposal of the assets of the Scheme before winding up, expenses of the Scheme for winding up, net assets available for distribution to the Unitholders and a certificate from the auditors of the Fund.

Notwithstanding anything contained herein above, the provisions of the Regulations in respect of disclosures of half-yearly reports and annual reports shall continue to be applicable, until winding up is completed or the Scheme ceases to exist.

After the receipt of the report referred to above, if SEBI is satisfied that all measures for winding up of the Scheme have been complied with, the Scheme shall cease to exist.

## 6. Unclaimed Redemption/Dividend Amount

The unclaimed redemption amounts and dividend amounts may be deployed by the mutual fund in call money market or money market instruments and the investors who claim these amounts during a period of 3 years from the due date shall be paid at the prevailing net asset value. After a period of 3 years, this amount may be transferred to a pool account and the investors can claim the amount at the NAV prevailing at the end of the third year. The income earned on such funds will be used for the purpose of investor education. The AMC will make continuous efforts to remind the investors through letters to take their unclaimed amounts.

Further, pursuant to SEBI Circular No. SEBI/HO/IMD/DF2/CIR/P/2016/37 dated February 25, 2016, the unclaimed redemption and dividend amounts, are also allowed to be invested in a separate plan of Liquid scheme/Money Market Mutual Fund scheme floated by Mutual Funds specifically for deployment of the unclaimed amounts. Accordingly, HSBC Mutual Fund has introduced following separate plans in HSBC Cash Fund effective from April 04, 2016:

- Unclaimed Dividend below three years Plan;
- Unclaimed Dividend above three years Plan;
- Unclaimed Redemption below three years Plan and
- Unclaimed Redemption above three years Plan

The investment objective, asset allocation pattern, investment strategy, risk factors and portfolio of these Plans are same as other existing plans of HSBC Cash Fund. These Plans will only have a growth option. Further, the Total Expense Ratio of these four Plans will be capped at 50 bps and there will be no exit load charged, as required under the aforesaid circular.

These four Plans have been introduced for the limited purpose of deploying the unclaimed redemption and dividend amounts into HSBC Cash Fund. Regular investments by investors/Unitholders or switches from existing plans are not permitted in these Plans.

The names and address of Unitholders in whose folios there are unclaimed amounts can be checked on our website <http://www.assetmanagement.hsbc.co.in>. The details may be obtained by Unitholders by providing proper credentials (like PAN, date of birth etc.). The information on unclaimed amount and its prevailing value will be separately disclosed in statement of accounts/Consolidated Account Statement. Detailed process of claiming the unclaimed amounts and the necessary forms/documents is available on our website <http://www.assetmanagement.hsbc.co.in>.

## 7. Suspension of Sale/Switch-in of Units

The Mutual Fund at its sole discretion reserves the right to withdraw sale or switch - in of the Units in the scheme (including any one of the Plan of any of the scheme) temporarily or indefinitely, if in the opinion of the AMC, the general market conditions are not favourable and /or suitable investment opportunities are not available for deployment of funds. However, Suspension or restriction of repurchase facility under any Scheme / Plan of the Mutual Fund shall be made applicable only after the approval from the Board of Directors of the AMC and the Trustees. The approval from the AMC Board and the Trustees giving details of circumstances and justification for the proposed action shall also be informed to SEBI in advance.

- The sale or switch - in of the Units may be suspended under the following conditions:
- When one or more stock exchanges or markets, which provide basis for valuation for a substantial portion of the assets of the Scheme is closed otherwise than for ordinary holidays.
- In the event of breakdown in the means of communication used for the valuation of investments of the Scheme, without which the value of the securities of the scheme cannot be accurately calculated.
- During periods of extreme volatility of markets, which in the opinion of the AMC are prejudicial to the interests of the Unitholders of the Scheme.
- In case of natural calamities, strikes, riots and bandhs.
- In the event of any force majeure or disaster that affects the normal functioning of the AMC, ISC or the Registrar.
- If so directed by SEBI.

Further, an order to purchase Units is not binding on and may be rejected by the Trustees, the AMC or their respective agents, until it

has been confirmed in writing by the AMC or its agents and payment has been received.

**HSBC Global Emerging Markets Fund, HSBC Brazil Fund, HSBC Asia Pacific (Ex Japan) Dividend Yield Fund and HSBC Global Equity Climate Change Fund of Fund:** The AMC/Trustee reserves the right to temporarily suspend subscriptions in/switches into the Scheme or the subsequent installments of HSBC SIP/HSBC STP into the schemes will be stopped from the month in which the subscriptions exceed or are expected to exceed the maximum permissible limits prescribed by SEBI for overseas investments (currently the limit for all the schemes of the fund put together is equivalent to USD 1 billion).

## 8. Restriction on Redemption of units

- The AMC may, subject to specific approval of the Boards of AMC and Trustees, impose restrictions on redemptions (including switch-out) in the scheme(s) if there are circumstances leading to a systemic crisis or event that severely constricts market liquidity or the efficient functioning of markets such as:
  - a) Liquidity issues in the market at large.
  - b) Market failures and/or exchange closures due to unexpected events relating to, but not limited to, political, economic, military, monetary or other emergencies.
  - c) Operational issues due to exceptional circumstances like force majeure, unpredictable operational problems and technical failures.
- Restriction on redemption may be imposed for a specific period of time not exceeding 10 working days in any 90 days period.
- Any imposition of restrictions on redemption will be informed to SEBI.
- In the event that redemption restrictions are imposed by the AMC, in addition to above requirements, the AMC will ensure the following:
  - a) Redemption request up to Rs. 2 lakh shall not be subject to such restriction.
  - b) For redemption request above Rs. 2 lakh, the AMC shall redeem the first Rs. 2 lakh without such restriction and the remaining part over and above Rs. 2 lakh, shall be subject to restriction, as may be imposed.

## 9. Uniform process to be followed for processing of redemption/switch-out for all the Schemes of the Fund

Pursuant to Association of Mutual Funds in India (AMFI) Best Practice Guidelines Circular No. 28/2012-13 dated May 15, 2012, Unit holders are requested to note that application for redemption/switch-out for units for which funds are not realized via purchase or switch-in into the schemes of the Fund shall be liable to be rejected. In other words, redemption or switch-out of units will be processed only if the funds for such units are realized in the scheme by a way of payment instructions/transfer or switch-in funding process. Further, all switch funding shall be in line with redemption funding timelines adopted by the concerned scheme i.e. if a scheme follows T+3 payout for redemption, the switch-out funding should also be made on T+3 and not earlier or later than T+3, where T is the day of transaction.

## 10. Requirements of Know Your Customer (KYC) under Prevention of Money Laundering Act (PMLA)

The investors are requested to refer the section on “Prevention of Money Laundering and Know Your Customer (KYC)” stated earlier in this document, for details pertaining to requirements of KYC and PMLA.

## Mandatory Updation of Know Your Customer (KYC) requirements for processing of transactions

It is mandatory to complete the KYC requirements for all unit holders, including for all joint holders and the guardian in case of folio of a minor investor.

Accordingly, financial transactions (including redemptions, switches and all types of systematic plans) and non-financial requests will not be processed if the unit holders (including POA holder) have not completed KYC requirements.

Unit holders are advised to use the applicable KYC Form for completing the KYC requirements and submit the form at the point of acceptance. Further, upon updation of PAN details with the KRA (KRA-KYC)/CERSAI (CKYC), the unit holders are requested to intimate us/our Register and Transfer Agent their PAN information along with the folio details for updation in our records.

## 11. Freezing/Seizure of Accounts

Investors may note that under the following circumstances the Trustee/AMC may at its sole discretion (and without being responsible and/or liable in any manner whatsoever) freeze/seize a Unit holder's account or carry out such acts as mandated (or deal with the same in the manner the Trustee/AMC is directed and/or ordered) under the Scheme(s):

- Under any requirement of any law or regulations for the time being in force.
- Under the direction and/or order (including interim orders) of any regulatory/statutory authority or any judicial authority or any quasi-judicial authority or such other competent authority having the powers to give direction and/or order.

## 12. Rejection/Forceful redemption

HSBC AMC and its Group companies (in India and outside India) are required to and may take any action to meet their Compliance Obligations relating to or in connection with the detection, investigation and prevention of Financial Crime and act in accordance with the laws, regulations and requests of public and regulatory authorities operating in various jurisdictions which relate to Financial Crime. HSBC AMC may take, and may instruct (or be instructed by) any of its Group Companies to take, any action which it or such other member, in its sole and absolute discretion, considers appropriate to take in accordance with all such laws, regulations and requests. Such action may include but is not limited to (a) combining investor Information with other related information in the possession of the HSBC Group, and/or (b) making further enquiries as to the status of a person or entity, whether they are subject to a sanctions regime, or confirming your identity and status (c) share information on a confidential basis with such Group offices whether located in India or overseas in relation to prevention of Financial Crime.

HSBC AMC cannot do business with investors who are subject to sanctions, or have any of their addresses or residing in countries which are subject to sanctions. The Trustee and/or AMC shall be entitled to reject any application from such investors and/or carry out force redemption of Units of a Unit Holder when it is discovered that the investor is subject to sanctions directly or indirectly.

For the purpose of the present clause:

“Compliance Obligations” means obligations of HSBC AMC to comply with: (a) laws or international guidance and internal policies or procedures, (b) any demand or request from authorities or reporting, disclosure or other obligations under laws, and (c) laws requiring us to verify the identity of our customers.

“Financial Crime” includes money laundering, terrorist financing, bribery, corruption, tax evasion, fraud, evasion of economic or trade sanctions, and/or any acts or attempts to circumvent or violate any laws relating to these matters.



## C. General Information

### 1. Inter-Scheme Transfer of Investments

Transfer of investments from one Scheme to another Scheme in the Mutual Fund shall be permitted provided:

- Such transfers are done at the prevailing market price for quoted instruments on spot basis;
- The securities so transferred shall be in conformity with the investment objective of the transferee Scheme and
- Inter-Scheme transfers shall be done in accordance with the SEBI (Mutual Fund) Regulations.

The AMC shall comply with various restrictions and guidelines pertaining to inter-scheme transfer of investments as may be issued by SEBI from time.

### 2. Associate Transactions

#### INVESTMENT IN ASSOCIATE COMPANIES

During the period 1 April, 2019 to 31 March, 2022, HSBC Mutual Fund had invested in the following associate companies of the Sponsor

(Rs. in crores)

Name of the Investing Scheme	Name of the Associate	Particulars	Amount of investments 2019-2020	Amount of investments 2020-2021	Amount of investments 2021-2022
HSBC Large Cap Equity Fund	Bharti Airtel Ltd.	Equity Shares	25.02	6.30	–
HSBC Multi Cap Equity Fund	Bharti Airtel Ltd.	Equity Shares	10.51	1.40	–
HSBC Regular Savings Fund	Bharti Airtel Ltd.	Equity Shares	0.19	0.26	–
HSBC Tax Saver Equity Fund	Bharti Airtel Ltd.	Equity Shares	0.41	2.52	–
HSBC Equity Hybrid Fund	Bharti Airtel Ltd.	Equity Shares	11.67	1.44	–
HSBC Large And Mid Cap Equity Fund	Bharti Airtel Ltd.	Equity Shares	11.66	6.62	–
HSBC Focused Equity Fund	Bharti Airtel Ltd.	Equity Shares	–	24.88	–
HSBC Infrastructure Equity Fund	Bharti Airtel Ltd.	Equity Shares	–	3.66	–
HSBC Multi Cap Equity Fund	Balrampur Chini Mills Ltd.	Equity Shares	–	2.68	–
HSBC Small Cap Equity Fund	Balrampur Chini Mills Ltd.	Equity Shares	–	2.97	–
HSBC Large And Mid Cap Equity Fund	Max Financial Services Ltd.	Equity Shares	–	11.42	–
HSBC Multi Cap Equity Fund	Max Financial Services Ltd.	Equity Shares	–	4.35	–
HSBC Regular Savings Fund	Max Financial Services Ltd.	Equity Shares	–	0.22	–
HSBC Tax Saver Equity Fund	Max Financial Services Ltd.	Equity Shares	–	1.21	–

The above investments were considered sound. Before making the investments, the AMC evaluated the same on merits and on arm's length basis and in accordance with the objectives of the Scheme.

#### Underwriting Obligations with respect to issues of Associate Companies

The AMC has till date, not entered into any underwriting contracts in respect of any public issue made by any of its associate companies.

#### Subscriptions in issues lead managed by the Sponsor or any of its Associates

NIL

#### Dealing with Associate Companies

The AMC has utilised the services of its associate, The Hongkong and Shanghai Banking Corporation Limited as the Collecting Banker and for procuring Unit subscriptions for Scheme of the Fund. The Collecting Banker's fees and commission payable are at similar rates offered to other collecting bankers and distributors by the Scheme.

The Hongkong and Shanghai Banking Corporation Limited is on the panel of selected counterparties with which the Mutual Fund places money in fixed deposits and/or enters into transactions for purchase/sale of debt instruments.

These associates were counterparties to the Mutual Fund with respect to purchase/sale of the abovementioned instruments. The AMC has utilised the services of the Sponsor for purchase/sale of securities on behalf of the Mutual Fund.

**DEALING WITH ASSOCIATE COMPANIES (April 1, 2019 to March 31, 2022)**

HSBC Mutual Fund has utilised the services of the following associates for the purpose of securities transaction (aggregate purchase and sale) & Deals with associates as counterparty:

(Rs. in crores)

Name of the Associates	Particulars	Period	HSBC Cash Fund	HSBC Regular Savings Fund	HSBC Debt Fund
Hongkong and Shanghai Banking Corporation Limited	Government Bonds	2021 – 22	–	7.27	8.31
		2020 – 21	–	–	–
		2019 – 20	–	–	–
	Treasury Bill	2021 – 22	347.04	–	–
		2020 – 21	–	–	–
		2019 – 20	49.52	–	–
Max Life Insurance Company Limited	Commercial Paper	2021 – 22	–	–	–
		2020 – 21	–	–	–
		2019 – 20	54.95	–	–

**BORROWINGS BY HSBC MUTUAL FUND FROM ASSOCIATE COMPANIES**

Borrowings as over 10% of Net Asset Value by HSBC Mutual Fund for the purpose of funding redemptions/switch-outs/dividends for the financial years:

Period	Name of Associate/related parties/Group Companies of Sponsor/AMC	Nature of Association/ Nature of relation	Interest Paid (Rs. in Crores)
2021–22	The Hongkong and Shanghai Banking Corporation Limited	Associate	–
2020–21	The Hongkong and Shanghai Banking Corporation Limited	Associate	–
2019–20	The Hongkong and Shanghai Banking Corporation Limited	Associate	0.05

**AMOUNT PAID BY HSBC MUTUAL FUND TO ASSOCIATE COMPANIES**

Brokerage paid to associates/related parties/group companies of Sponsor/AMC:

Period	Name of Associate/related parties/Group Companies of Sponsor/AMC	Nature of Association / Nature of relation	Value of transaction (Rs. in crores and % of total value of transaction of the fund)		Brokerage (Rs. in crores and % of total brokerage paid by the fund)	
			Value of Transactions [Rs. in Crores]	% of total value of transaction of the fund	Brokerage paid [Rs. in Crores]	% of total brokerage paid by the fund
2021–22	HSBC Securities and Capital Markets (India) Private Limited	Sponsor	17.23	0.09	0.02	0.45
2020–21	HSBC Securities and Capital Markets (India) Private Limited	Sponsor	35.75	0.31	0.03	0.66
2019–20	HSBC Securities and Capital Markets (India) Private Limited	Sponsor	77.77	0.57	0.08	1.18

Distribution Commission Paid to Associates Companies:

Period	Name of Associate/related parties/Group Companies of Sponsor/AMC	Nature of Association / Nature of relation	Value of transaction (Rs. in crores and % of total value of transaction of the fund)		Brokerage (Rs. in crores and % of total brokerage paid by the fund)	
			Value of Transactions [Rs. in Crores]	% of total value of transaction of the fund	Brokerage paid [Rs. in Crores]	% of total brokerage paid by the fund
2021–22	The Hongkong and Shanghai Banking Corporation Limited	Associate	3,652.92	6.38	26.81	60.04
2020–21	The Hongkong and Shanghai Banking Corporation Limited	Associate	3,170.46	7.39	15.98	55.06
2019–20	The Hongkong and Shanghai Banking Corporation Limited	Associate	1,969.51	1.26	18.58	57.52

The AMC has used the designated branches of The Hongkong and Shanghai Banking Corporation Limited as Collecting Centres/Investor Service Centres and Collecting/Distributing Agents. The percentage of brokerage paid to associate broker was in line with the norms relating to brokerage payment for transactions of the Mutual Fund.

The AMC may from time to time, for the purpose of conducting its normal business, use the services (including brokerage services and securities transactions) of the Sponsor, its subsidiaries, associates of the Sponsor and employees or relatives.

The AMC may utilise the services of the Sponsor, group companies and any other subsidiary or associate company of the Sponsor established or to be established at a later date, in case such a company (including employees or relatives) is in a position to provide the requisite services to the AMC. The AMC will conduct its business with the aforesaid companies (including employees or relatives) on commercial terms and on arm's length basis and at mutually agreed terms and conditions to the extent permitted under the SEBI Regulations, after evaluation of the competitiveness of the pricing offered by the Sponsor, associate companies (including employees or relatives) and the services to be provided by them.

Associate transactions, if carried out, will be as per the SEBI Regulations and the limits prescribed thereunder. The Scheme shall not make any investment in:

- Any unlisted security of an associate or group company of the Sponsor
- Any security issued by way of private placement by an associate or group company of the Sponsor
- The listed securities of group companies of the Sponsor which is in excess of 25% of the net assets.

The AMC may avail the services of the Sponsor and/or its associates for usage of premises as Investor Service Centres and/or to act as collection and distribution agents. The Sponsor/associates shall be paid a fee based on the quality of services rendered. These fees shall be debited to the Scheme, subject to SEBI Regulations.

### 3. Underwriting

Subject to SEBI Regulations, the Scheme may enter into underwriting agreements after the Mutual Fund obtains the necessary registration in terms of the Securities and Exchange Board of India (Underwriters) Regulations, 1993 and the Securities and Exchange Board of India (Underwriters) Rules, 1993 authorising it to carry on activities as underwriters. The capital adequacy norms for the purpose of underwriting shall be the net assets of the Scheme and the underwriting obligation of the Scheme shall not at any time exceed the total Net Asset Value of the Scheme. For the purposes of the Regulations, the underwriting obligation will be deemed as if investments are made in such securities.

### 4. Securities/Stock Lending by the Mutual Fund

Subject to the Regulations and the applicable guidelines, the Scheme(s) and the Plan(s) thereunder may, if the Trustees permit, engage in securities/stock lending. Securities/stock lending means the lending of securities/stocks to another person or entity for a fixed period of time, at a negotiated compensation. The borrower will return the securities/stock lent on expiry of the stipulated period. Please refer to risks attached with securities lending mentioned in Scheme Information Document. The Scheme(s), under normal circumstances, shall not have exposure of more than 50% of its net assets in securities/stock lending. The Scheme(s) may also not lend more than 50% of its net assets to any one intermediary to whom securities/stocks will be lent. Securities/Stock Lending could be considered for the purpose of generating additional income to unit holders on the longer term holdings of the Scheme. The AMC shall report to the Trustees on a quarterly basis as to the level of lending in terms of value, volume and the names of the intermediaries and the earnings/losses arising out of the transactions, the value of collateral security offered etc.

### 5. Borrowing by the Mutual Fund

Under the Regulations, the Fund is allowed to borrow to meet its temporary liquidity needs for the purpose of repurchase/redemption of Units or payment of interest or dividend to the Unitholders. Further, as per the Regulations, the Fund shall not borrow more than 20% of

the Net Assets of the Scheme and the duration of such borrowing shall not exceed a period of 6 months. The Fund may raise such borrowings after approval by the Trustees from its Sponsor/associates/group companies/commercial banks in India or any other entity at market related rates prevailing at the time and applicable to similar borrowings. The security for such borrowings, if required, will be as determined by the Trustees. Such borrowings, if raised, may result in a cost, which would be dealt with in consultation with the Trustees.

### 6. Master Account/Folio

As an investor friendly measure, unless otherwise requested by the Unitholder, one Master/Folio Number may be assigned for one investor investing in different Scheme(s) of the Mutual Fund. In such a case, one consolidated Account Statement will be provided. The number of Units allotted to a Unitholder or repurchased by a Unitholder will be reflected in his/her account and a Statement to this effect will be issued to the Unitholder. The AMC reserves the right to assign the existing Master Account/Folio number against multiple applications and/or subsequent purchases under a new application form by an existing Unitholder, with identical mode of holding and address.

### 7. Fractional Units

Unit holders are requested to note that requests made for Units to be held in dematerialized form, which are or shall be listed on any recognized Stock Exchange(s), would be allotted in whole numbers and no fractional Units will be allotted. As the Units will not be allotted in fractions, any excess amount will be refunded to the investors.

### 8. Personal Identification Number (PIN)

The PIN facility may be made available to the Unitholders. Unitholders will be required to indicate their desire to avail of this facility and also indicate their bank account number, name of the bank and branch in the application for purchasing Units at a future date. A Form together with detailed terms and conditions will be mailed to such Unitholders subject to which usage of the PIN will be permitted. On receipt of the Form duly signed, the PIN will be mailed to each Unitholder.

Unitholders may use the PIN to carry out one or more of the following types of transactions (as may be enabled by the Mutual Fund) by calling the ISCs/Call centre only:

- purchase
- redemption
- switch
- static data changes viz. address change, change of bank mandate etc.

The Unitholder will be asked for the PIN before the request is accepted. In the interest of the Unitholder, the ISC reserves the right to ask for a fax confirmation of the request and any other additional information about the account of the Unitholder. The PIN should never be disclosed to any person or written down where any other person may discover it. All transactions conducted with use of this PIN will be the responsibility of the Unitholder and the Unitholder will abide by the record of the transactions generated. The Mutual Fund and the ISC/Registrar shall not accept any responsibility for the unauthorised use of the PIN.

### 9. Policy on Offshore Investments by the Scheme and the Plans thereunder

SEBI Regulations permit mutual funds to invest in certain securities/instruments viz. ADRs/GDRs issued by Indian or Foreign companies, Equity of overseas companies listed on recognized stock exchanges overseas, Initial Public Offer (IPO) and Follow on public offerings (FPO) for listing at recognized

stock exchanges overseas, Foreign debt securities in the countries with fully convertible currencies, with rating not below investment grade by accredited/registered credit rating agencies, Money market instruments rated not below investment grade, Repos - only as pure investment avenues, where the counterparty is rated not below investment grade; however repos should not involve any borrowing of funds by mutual funds, Government securities where the countries are rated not below investment grade, Derivatives traded on recognized stock exchanges overseas only for hedging and portfolio balancing with underlying as securities, Short term deposits with banks overseas where the issuer is rated not below investment grade, Units/securities issued by overseas mutual funds registered with overseas regulators and investing in approved securities or Real Estate Investment Units/securities issued by overseas mutual funds registered with overseas regulators and investing in approved securities or Real Estate Investment Trusts (REITs) listed in recognized stock exchanges overseas or unlisted overseas securities (not exceeding 10% of their net assets) subject to the terms and conditions prescribed, subject to maximum of US \$ 1 billion. This would be revised in terms of SEBI approvals/guidelines from time to time. All the provisions of SEBI/IMD/CIR No. 7/104753/07 dated September 26, 2007 read with SEBI circular no. SEBI/IMD/CIR No.2/122577/08 dated April 8, 2008, SEBI circular no. SEBI/HO/IMD/DF3/CIR/P/2020/225 dated November 5, 2020 & SEBI/HO/IMD/DF3/CIR/P/2020/225 dated June 3, 2021 and all applicable regulations/guidelines/directives/notifications, as may be stipulated by SEBI and RBI, from time to time will be adhered to.

It is the Investment Manager's belief that foreign securities offer new investment and portfolio diversification opportunities into multi-market and multi-currency products. The Fund would look to invest in foreign securities in order to diversify the portfolio in terms of variety of instruments held and enhance returns by taking advantage of market movements in global markets, which may or may not be in sync with the Indian markets. Investment in foreign securities would only be looked at if they provide a return, liquidity, ease of settlement and valuation, transaction costs better than equivalent local investments. Further, if the Fund Manager becomes cautious or negative on the Indian markets for a reasonably long period of time, would he consider investing in such securities. The Fund will look to identify and capture profitable opportunities as and when they arise. However, such investments also entail additional risks. Such investment opportunities may be pursued by the Investment Manager provided they are considered appropriate in terms of the overall investment objectives of the Scheme. The Scheme may then, if necessary, seek permission from SEBI and RBI to invest abroad in accordance with the investment objectives of the Scheme and in accordance with any guidelines issued by SEBI/RBI from time to time.

Since the Scheme would invest only partially in foreign securities, there may not be readily available and widely accepted benchmarks to measure performance of the Scheme. To manage risks associated with foreign currency, the Fund may use derivatives for efficient portfolio management including hedging and in accordance with conditions as may be stipulated by SEBI/RBI from time to time.

Offshore investments will be made subject to any/all approvals and conditions thereof as may be stipulated by SEBI/RBI being fulfilled and provided such investments do not result in expenses to the Fund in excess of the ceiling, if any, on expenses prescribed by SEBI for offshore investment, and if no such ceiling is prescribed by SEBI, the expenses to the Scheme(s) shall be limited to the level which, in the opinion of the Trustees, is reasonable and consistent with costs and expenses attendant to international investing. The Fund may, where necessary, appoint other intermediaries of repute as advisors, sub-custodians, etc. for managing and administering such investments.

The appointment of such intermediaries shall be in accordance with the applicable requirements of SEBI and within the permissible ceilings of expenses. The fees and expenses would illustratively include, besides the investment management fees, custody fees and costs, fees of appointed advisors and sub-managers, transaction costs and overseas regulatory costs.

#### **10. Power to make Rules**

Subject to the Regulations and other applicable laws, the Trustees may from time to time, prescribe such terms and make such rules for the purpose of giving effect to the Scheme and the Plans thereunder with power to the AMC to add to, alter or amend all or any of the terms and rules that may be framed from time to time.

#### **11. Power to remove Difficulties**

If any difficulty arises in giving effect to the provisions of the Scheme and the Plans thereunder, the Trustees may, subject to the Regulations and other applicable laws, take any action not inconsistent with such provisions, which appears to be necessary, desirable or expedient, for the purpose of removing such difficulty.

#### **12. Scheme to be binding on the Unitholders**

Subject to the Regulations, the Trustees may from time to time, add or otherwise vary or alter all or any of the features of plans and terms of the Scheme after obtaining the prior permission of SEBI and the Unitholders (where necessary), and the same shall be binding on all the Unitholders of the Scheme and the Plans thereunder and any person or persons claiming through or under them, shall do so as if each Unitholder or such person expressly had agreed that such features and terms shall be so binding.

#### **13. Unambiguous and Unconditional requests**

Any application for redemption, purchase or exchange or any other instruction must be correct, complete, clear and unambiguous in all respects and should conform to the prescribed procedure / documentation requirements, failing which the Trustee/AMC reserve the right to reject the same and in such a case the Trustee/AMC will not be responsible for any consequence therefrom. The Investor shall ensure that any overwriting or correction shall be countersigned by the investor, failing which the Fund/Trustee/AMC may at its sole discretion reject such transaction request. Further, any requests for purchase/redemption/switch or other transactions must be unconditional. The Fund/Trustee/AMC shall not be bound to take cognizance of any conditions placed on the transaction request and may at its sole discretion, reject such transaction request, or process the same as if the condition were not mentioned.

#### **14. Acts done in good faith**

Any act, thing or deed done in good faith in pursuance of or with reference to the information provided in the application or other communications received from the investor/unit holder will constitute good and full discharge of the obligation of the Fund, Trustee and the AMC.

In cases of copies of the documents/other details such as list of authorized signatories, that are submitted by a limited company, body corporate, registered society, trust or partnership, if the same are not specifically authenticated to be certified true copies but are attached to the application form and/or submitted to the Fund, the onus for authentication of the documents so submitted shall be on such investors and the AMC/Fund will accept and act on these in good faith wherever the documents are not expressly authenticated. Submission of these documents/details by such investors shall be full and final proof of the corporate investor's authority to invest and



the AMC/Fund shall not be liable under any circumstances for any defects in the documents so submitted.

In cases where there is a change in the name of such investor, such a change will be effected by the AMC/Fund only upon receiving the duly certified copy of the revised Certificate of Incorporation issued by the relevant Registrar of Companies/registering authority. In cases where the changed PAN Number reflecting the name change is not submitted, such transactions accompanied by duly certified copy of the revised Certificate of Incorporation with a copy of the Old PAN Card and confirmation of application made for new PAN Card will be required as a documentary proof.

### 15. Lien

The fund will have a first and paramount right of lien/set-off with respect to every unit/dividend under any scheme of the Fund for any money that may be owed by the unit holder, to it.

### 16. Client Information and disclosure of client information to third parties

The AMC has the authority to share investors' personal information with HSBC group companies and/or third parties, being:

- Registrar, Banks and/or authorised external third parties who are involved in transaction processing, despatches, etc. of investors' investment in any scheme; or
- Distributors through whom applications of investors are received for the Schemes; or
- Service providers who provide telecommunications, computer, information technology, information security, e-surveillance or other similar/related services in connection with the operation of the business.
- Entities involved in data analysis, data management, data storage etc., for various purposes including but not limited to Management Information and Reporting, Audit, Investigations, Record Keeping etc.

The AMC can also share investors' and their related parties' personal information with HSBC Group companies or any other Organisations/Authorities/Bodies for compliance with any group, legal or regulatory requirements, including, but not limited to, compliance with anti-money laundering, sanctions and/or any other financial crime control risk management requirements.

### 17. Website

The information published on the website is not for distribution and does not constitute an offer to sell or the solicitation of an offer to buy securities in any jurisdiction where such activity is prohibited. Any persons residing outside India who nevertheless intend to respond to this material must first satisfy themselves that they are not subject to any local requirements, which restrict or prohibit them from doing so.

Information other than that relating specifically to HSBC Asset Management (India) Private Limited, HSBC Mutual Fund and its products, is for information purposes only and should not be relied upon as a basis for investment decisions. HSBC Asset Management (India) Private Limited shall not be responsible, nor be held liable, for any information contained in any website linked from the said Website.

The AMC makes no representations whatsoever about any such website which the user may access through the said Website. A link to a non-HSBC website does not mean that the AMC endorses or accepts any responsibility for the content, or the use, of such website. It is the responsibility of the user to take precautions to ensure that whatever is selected for use is free of such items as viruses and other items of a destructive nature.

The investors are requested to read the Terms and Conditions given on the said Website carefully before using the Website. By using the said Website, the investor will be deemed to have agreed that the Terms and Conditions specified apply to the use of the investor of the said Website, any information obtained from the site, and our products and services. If the investor does not agree to the specified Terms, the investor may not use the said Website or download any content from it.

### 18. Compliance under FATCA/CRS

#### • Foreign Account Tax Compliance Act (FATCA) –

India has executed an Inter-Governmental Agreement (IGA) with the U.S. and the Fund intends to take any measures that may be required to ensure compliance under the terms of the IGA and local implementing regulations. In order to comply with its FATCA obligations, the Fund will be required to obtain certain information from its investors so as to ascertain their U.S. tax status. If the investor is a specified U.S. person, U.S. owned non-U.S. entity, non-participating FFI ("NPPFI") or does not provide the requisite documentation, the Fund may need to report information on these investors to the appropriate tax authority, as far as legally permitted. If an investor or an intermediary through which it holds its interest in the Fund either fails to provide the Fund its agents or authorised representatives with any correct, complete and accurate information that may be required for the Fund to comply with FATCA or is a NPPFI, Fund may be required to provide information about payment to NPPFI to upstream payor to enable them to make the appropriate FATCA withholding on NPPFIs. Further, we may be compelled to sell its interest in the Fund or, in certain situations, the investor's interest in the Fund may be sold involuntarily. The Fund may at its discretion enter into any supplemental agreement without the consent of investors to provide for any measures that the Fund deems appropriate or necessary to comply with FATCA, subject to this being legally permitted under the IGA or the Indian laws and regulations. FATCA is globally applicable from July 1, 2014 and in order to comply with FATCA obligations, the Fund will, seek additional information from investors while accepting applications, in order to ascertain their U.S. Person status. The Fund will not accept applications which are not accompanied with information/documentation required to establish the U.S. Person status of investors. Investors are therefore requested to ensure that the details provided under Section "Confirmation under Foreign Account Tax Compliance Act (FATCA) for determining US person status" of the application form are complete and accurate to avoid rejection of the application (updated forms are available with ISCs or on Fund's website – [www.assetmanagement.hsbc.co.in](http://www.assetmanagement.hsbc.co.in)).

Investors should consult their own tax advisors regarding the FATCA requirements with respect to their own situation. In the event of any conflict or inconsistency between any of these Terms and Conditions and those in any other service, product, business relationship, account or agreement between investor and HSBC, these terms shall prevail, to the extent permissible by applicable local law. If all or any part of the provisions of these Terms and Conditions become illegal, invalid or unenforceable in any respect under the law of any jurisdiction, that shall not affect or impair the legality, validity or enforceability of such provision in any other jurisdictions or the remainder of these Terms and Conditions in that jurisdiction. These Terms and Conditions shall continue to apply notwithstanding the death, bankruptcy or incapacity of the investor, the closure of any investor account, the termination of HSBC's provision of the Services to the investor or the redemption of the investor's investment in the Fund.



### • Common Reporting Standards –

India has joined the Multilateral Competent Authority Agreement (MCAA) on automatic exchange of financial information in Tax Matters, commonly known as Common Reporting Standards ('CRS'). All countries which are signatories to the MCAA are obliged to exchange a wide range of financial information after collecting the same from financial institutions in their jurisdiction. In accordance with Income Tax Act read with SEBI Circular nos. CIR/MIRSD/2/2015 dated August 26, 2015 and CIR/MIRSD/3/2015 dated September 10, 2015 regarding implementation of CRS requirements, it shall be mandatory for all new investors to provide details and declaration pertaining to CRS in the application form, failing which the AMC shall have authority to reject the application.

### 19. Transaction by Distributor

With a view to facilitate ease of transacting, the AMC has tied-up with certain existing distributors to report transactions on the web on behalf of their clients on the terms and conditions to be mutually agreed between the client and the distributor. This facility will not restrict the investor from approaching the AMC directly for any transaction(s) or request(s). Unit holder(s) to note that change to static information submitted directly will only be effected on the records of AMC. For accounts maintained with the distributor, the unit holder(s) will be required to contact the distributor directly.

### 20. Brokers

The Fund intends to utilize the services of select financial intermediaries for distribution and may pay brokerage depending upon the efficiency and other factors as may be decided by the AMC. The Investment manager is the sole authority to select such financial intermediary/intermediaries who would distribute the product. Further, the AMC may appoint one or more exclusive distributors, at its discretion, based on the parameters decided by the AMC.

The Fund may use the services of associate brokers or take the sale of its units into account when allocating brokerage. However, the brokerage paid to Associate Brokers shall be at the same rate offered to any other broker who procures subscription.

The AMC may from time to time have various contests/loyalty programmes in order to motivate its distributors. This could be in the form of additional compensation to the distributors or could entail gifts/vouchers or various other privileges. The level of compensation in the above forms could vary from time to time and a number of factors could determine the same viz. qualifying distributor sales, assets and redemption rates, quality of the distributors' relationship with HSBC Mutual Fund. The AMC may also publicise its various loyalty programmes as may be launched from time to time. Further, the AMC could also provide training in order to keep the distributors abreast about the new developments in the securities market and

facilitate educating distributors and unitholders about Schemes of HSBC Mutual Fund.

### 21. Disclosure of Soft Dollar Arrangements

Soft Dollar arrangement refers to an arrangement between AMCs and brokers in which the AMC executes trades through a particular broker and in turn the broker may provide benefits such as free research, hardware, software or even non-research-related services, etc., to the AMC. As per SEBI Circular SEBI/HO/IMD/DF2/CIR/P/2016/42 dated 18th March, 2016, such arrangements between AMCs and Brokers should be limited to only benefits (like free research report, etc.) that are in the interest of investors.

In this regard, HSBC Asset Management (India) Private Limited would like to disclose that we do not have Soft Dollar Agreements/arrangements with any of our empanelled brokers. However, brokers (both empanelled and otherwise) may provide free research reports to us on a voluntary basis, which we consume in the interest of taking more well informed decisions in order to benefit our investors. We are under no obligation to use the services of any broker in lieu of these research reports.

### 22. Documents Available for Inspection

The following documents will be available for inspection at the office of the Mutual Fund at 9-11 Floors, NESCO IT Park, Building No. 3, Western Express Highway, Goregaon (East), Mumbai 400 063 during business hours on any day (excluding Saturdays, Sundays and public holidays):

- Memorandum and Articles of Association of the AMC
- Investment Management Agreement
- Trust Deed and amendments thereto, if any
- Mutual Fund Registration Certificate
- Agreement between the Mutual Fund and the Custodian
- Agreement with Registrar and Share Transfer Agents
- Consent of Auditors to act in the said capacity
- Consent of Legal Advisors to act in the said capacity
- Securities and Exchange Board of India (Mutual Funds) Regulations, 1996 and amendments from time to time thereto.
- Indian Trusts Act, 1882.

### 23. Investor Grievances Redressal Mechanism

Investor grievances are normally received at the Corporate Office of the AMC or at the Investor Service Centres or directly by the Registrar. All grievances are generally forwarded to the Registrar for their necessary action. The complaints are closely followed up with the Registrar to ensure timely redressal and prompt investor service. The details of investor complaints for the last 3 years is as follows:

**F.Y. 2019 – 2020:**

Complaint Code	Type of Complaint#	(a) No. of complaints pending at the beginning of the year	(b) No. of Complaints received during the year	Action on (a) and (b)									
				Resolved				Non Action-able	Pending				
				Within 30 days	30-60 days	60-180 days	Beyond 180 days		0-3 months	3-6 months	6-9 months	9-12 months	
I A	Non receipt of Dividend on Units	0	1	1	0	0	0	0	0	0	0	0	0
I B	Interest on delayed payment of Dividend	0	0	0	0	0	0	0	0	0	0	0	0
I C	Non receipt of Redemption Proceeds	0	5	5	0	0	0	0	0	0	0	0	0
I D	Interest on delayed payment of Redemption	0	0	0	0	0	0	0	0	0	0	0	0
II A	Non receipt of Statement of Account/Unit Certificate	0	0	0	0	0	0	0	0	0	0	0	0
II B	Discrepancy in Statement of Account	0	0	0	0	0	0	0	0	0	0	0	0
II C	Data corrections in Investor details **	0	23	23	0	0	0	0	0	0	0	0	0
II D	Non receipt of Annual Report/Abridged Summary	0	0	0	0	0	0	0	0	0	0	0	0
III A	Wrong switch between Schemes	0	0	0	0	0	0	0	0	0	0	0	0
III B	Unauthorized switch between Schemes	0	0	0	0	0	0	0	0	0	0	0	0
III C	Deviation from Scheme attributes	0	0	0	0	0	0	0	0	0	0	0	0
III D	Wrong or excess charges/load	0	0	0	0	0	0	0	0	0	0	0	0
III E	Non updation of changes viz. address, PAN, bank details, nomination, etc.	0	9	9	0	0	0	0	0	0	0	0	0
IV	Others	1	16	16	1	0	0	0	0	0	0	0	0
	<b>Total</b>	<b>1</b>	<b>54</b>	<b>54</b>	<b>1</b>	<b>0</b>	<b>0</b>	<b>0</b>	<b>0</b>	<b>0</b>	<b>0</b>	<b>0</b>	<b>0</b>

# including against its authorized persons/distributors/employees etc.

**F.Y. 2020 – 2021:**

Complaint Code	Type of Complaint#	(a) No. of complaints pending at the beginning of the year	(b) No. of Complaints received	Action on (a) and (b)									
				Resolved				Non Action-able	Pending				
				Within 30 days	30-60 days	60-180 days	Beyond 180 days		0-3 months	3-6 months	6-9 months	9-12 months	
I A	Non receipt of Dividend on Units	0	0	0	0	0	0	0	0	0	0	0	0
I B	Interest on delayed payment of Dividend	0	0	0	0	0	0	0	0	0	0	0	0
I C	Non receipt of Redemption Proceeds	0	8	7	0	0	0	0	1	0	0	0	0
I D	Interest on delayed payment of Redemption	0	0	0	0	0	0	0	0	0	0	0	0
II A	Non receipt of Statement of Account/Unit Certificate	0	0	0	0	0	0	0	0	0	0	0	0
II B	Discrepancy in Statement of Account	0	1	1	0	0	0	0	0	0	0	0	0
II C	Data corrections in Investor details **	0	12	12	0	0	0	0	0	0	0	0	0
II D	Non receipt of Annual Report/Abridged Summary	0	0	0	0	0	0	0	0	0	0	0	0
III A	Wrong switch between Schemes	0	0	0	0	0	0	0	0	0	0	0	0
III B	Unauthorized switch between Schemes	0	0	0	0	0	0	0	0	0	0	0	0
III C	Deviation from Scheme attributes	0	0	0	0	0	0	0	0	0	0	0	0
III D	Wrong or excess charges/load	0	0	0	0	0	0	0	0	0	0	0	0
III E	Non updation of changes viz. address, PAN, bank details, nomination, etc	0	6	6	0	0	0	0	0	0	0	0	0
IV	Others	0	15	15	0	0	0	0	0	0	0	0	0
	<b>Total</b>	<b>0</b>	<b>42</b>	<b>41</b>	<b>0</b>	<b>0</b>	<b>0</b>	<b>0</b>	<b>1</b>	<b>0</b>	<b>0</b>	<b>0</b>	<b>0</b>

# including against its authorized persons/distributors/employees etc.

Statement of Additional Information

**F.Y. 2021 – 2022:**

Complaint Code	Type of Complaint#	(a) No. of complaints pending at the beginning of the year	(b) No. of Complaints received	Action on (a) and (b)								
				Resolved				Non Action-able *	Pending			
				Within 30 days	30-60 days	60-180 days	Beyond 180 days		0-3 months	3-6 months	6-9 months	9-12 months
I A	Non receipt of amount declared under Income Distribution cum Capital Withdrawal option	0	0	0	0	0	0	0	0	0	0	0
I B	Interest on delayed payment of amount declared under Income Distribution cum Capital Withdrawal option	0	0	0	0	0	0	0	0	0	0	0
I C	Non receipt of Redemption Proceeds	1	6	7	0	0	0	0	0	0	0	0
I D	Interest on delayed payment of Redemption	0	0	0	0	0	0	0	0	0	0	0
II A	Non receipt of Statement of Account/Unit Certificate	0	0	0	0	0	0	0	0	0	0	0
II B	Discrepancy in Statement of Account	0	5	5	0	0	0	0	0	0	0	0
II C	Data corrections in Investor details	0	29	29	0	0	0	0	0	0	0	0
II D	Non receipt of Annual Report/Abridged Summary	0	0	0	0	0	0	0	0	0	0	0
III A	Wrong switch between Schemes	0	0	0	0	0	0	0	0	0	0	0
III B	Unauthorized switch between Schemes	0	0	0	0	0	0	0	0	0	0	0
III C	Deviation from Scheme attributes	0	0	0	0	0	0	0	0	0	0	0
III D	Wrong or excess charges/load	0	0	0	0	0	0	0	0	0	0	0
III E	Non updation of changes viz. address, PAN, bank details, nomination, etc	0	12	12	0	0	0	0	0	0	0	0
III F	Delay in allotment of Units	0	1	1	0	0	0	1	0	0	0	0
III G	Unauthorized Redemption	0	0	0	0	0	0	0	0	0	0	0
IV	Others	0	24	24	0	0	0	0	0	0	0	0
<b>Total</b>		<b>1</b>	<b>77</b>	<b>78</b>	<b>0</b>	<b>0</b>	<b>0</b>	<b>1</b>	<b>0</b>	<b>0</b>	<b>0</b>	<b>0</b>

# Including against its authorized persons/distributors/employees etc.

\* Non actionable means the complaint that are incomplete/outside the scope of the mutual fund

**From 1 April 2022 to 31 May 2022:**

Complaint Code	Type of Complaint#	(a) No. of complaints pending at the beginning of the year	(b) No. of Complaints received	Action on (a) and (b)								
				Resolved				Non Action-able *	Pending			
				Within 30 days	30-60 days	60-180 days	Beyond 180 days		0-3 months	3-6 months	6-9 months	9-12 months
I A	Non receipt of amount declared under Income Distribution cum Capital Withdrawal option	0	0	0	0	0	0	0	0	0	0	0
I B	Interest on delayed payment of amount declared under Income Distribution cum Capital Withdrawal option	0	0	0	0	0	0	0	0	0	0	0
I C	Non receipt of Redemption Proceeds	0	1	1	0	0	0	0	0	0	0	0
I D	Interest on delayed payment of Redemption	0	0	0	0	0	0	0	0	0	0	0
II A	Non receipt of Statement of Account/Unit Certificate	0	0	0	0	0	0	0	0	0	0	0
II B	Discrepancy in Statement of Account	0	1	0	0	0	0	0	1	0	0	0
II C	Data corrections in Investor details	0	6	6	0	0	0	0	0	0	0	0
II D	Non receipt of Annual Report/Abridged Summary	0	0	0	0	0	0	0	0	0	0	0
III A	Wrong switch between Schemes	0	0	0	0	0	0	0	0	0	0	0
III B	Unauthorized switch between Schemes	0	0	0	0	0	0	0	0	0	0	0
III C	Deviation from Scheme attributes	0	0	0	0	0	0	0	0	0	0	0
III D	Wrong or excess charges/load	0	0	0	0	0	0	0	0	0	0	0
III E	Non updation of changes viz. address, PAN, bank details, nomination, etc	0	2	2	0	0	0	0	0	0	0	0
III F	Delay in allotment of Units	0	0	0	0	0	0	0	0	0	0	0
III G	Unauthorized Redemption	0	0	0	0	0	0	0	0	0	0	0
IV	Others	0	0	0	0	0	0	0	0	0	0	0
<b>Total</b>		<b>0</b>	<b>10</b>	<b>9</b>	<b>0</b>	<b>0</b>	<b>0</b>	<b>0</b>	<b>1</b>	<b>0</b>	<b>0</b>	<b>0</b>

# Including against its authorized persons/distributors/employees etc.

\* Non actionable means the complaint that are incomplete / outside the scope of the mutual fund

**Note:**

\*\* As per AMFI Best Practice Guidelines Circular No. 25/2011-12 for Revisions in the Guidelines on Standardization of Complaints/Grievances Reporting Procedure, If "Others" include a type of complaint which is more than 10% of overall complaint, then the such a reason should be provided separately. Hence Data corrections in Investor Details is included as a separate category.

**Investor Services**

The Fund believes in providing the investor with superior services to make the investor's experience in dealing with the Fund an efficient and satisfactory one. In order to achieve these goals, the Fund endeavors to continuously establish and upgrade systems to handle transactions efficiently and resolve any investor grievances promptly.

**Ease of Transactions**

The Fund intends to make every transaction for the investor a simple and convenient one. The Fund provides the following services:

**Investor Service Centres in major metros**

The Fund presently has Investor Service Centres in 9 cities. In addition to this, the Fund presently has a tie-up with the Registrar who has set up Investor Service Centres in various cities. The details of Investor Service Centres are given in the inside back cover of the Scheme Information Document. Over a period of time, the Fund will endeavor to add further Investor Service Centres and/or sales offices in other cities. The AMC reserves the right to designate from time to time, internet sites as official points of acceptance of transactions.

Each ISC of the AMC provides investors with requisite information and help in processing transactions in the Scheme of the Mutual Fund. Adequate training will be imparted to personnel managing the Investor Service Centres, with a view to early resolution of queries.

**Process transactions in a timely manner**

Under the Regulations, the Fund/the Registrar/the AMC shall despatch to the Unitholders, the dividend proceeds within 15 days of the record date and the redemption proceeds within 10 Business Days from the date of acceptance of the request for redemption or repurchase proceeds, as the case may be. In the event of failure to

despatch the redemption/dividend proceeds within the above time, interest @ 15% per annum or such rate as may be specified by SEBI, would be paid to the unitholders for the period of delay. In case of delay in despatch of dividend payments, the interest for the delayed payment of dividend shall be calculated from the record date.

While regulatory provisions require AMC's to dispatch the redemption proceeds within 10 business days of the request, under normal circumstances, the Fund will endeavor to despatch the redemption proceeds within 3 business days (in case of equity Schemes), 7 business days (in case of HEMF, HBF, HAPDF, HGECCF, HMS – Growth & HMS – Moderate Plan and Index Funds), 4 business days (in case of HMS - Conservative) and 1 Business Day (in case of debt Schemes) from the date of receiving a valid redemption request in respect of the Scheme at the Investor Service Centres.

Investors should note that completion of monetary/non-monetary transactions within the respective number of Business Day(s) as indicated above, would be done on "best efforts" basis and completion of all such transactions are subject to the time limits as prescribed under the Regulations.

**Problem Resolution**

The Fund will follow-up with the Investor Service Centres and the Registrar on complaints and enquiries received from investors with an endeavor to resolve them promptly.

For this purpose, Ms. Rheitu Bansal is currently designated as the Investor Relations Officer of the Fund. She can be contacted at the Corporate Office of the AMC. The address and phone numbers are:

9-11 Floors, NESCO IT Park, Building No. 3,  
Western Express Highway, Goregaon (East), Mumbai 400 063

Tel.: (91) 1800 200 2434 / 1800 258 2434.

E-mail: [hsbcmf@camsonline.com](mailto:hsbcmf@camsonline.com)

**Note:**

**Notwithstanding anything contained in this Statement of Additional Information, the provisions of the SEBI (Mutual Funds) Regulations, 1996 and the guidelines thereunder shall be applicable.**

## OFFICIAL POINTS OF ACCEPTANCE OF TRANSACTION REQUESTS

### HSBC MUTUAL FUND

- **Ahmedabad** : Mardia Plaza, C.G. Road, Ahmedabad - 380 006.
- **Bengaluru** : No. 7, HSBC Center, M.G. Road, Bengaluru - 560 001.
- **Chandigarh** : SCO 1, Sector 9D, Chandigarh - 160 017.
- **Chennai** : No. 30, Rajaji Salai, 2nd Floor, Chennai - 600 001.
- **Hyderabad** : 6-3-1107 & 1108, Rajbhavan Road, Somajiguda, Hyderabad - 500 082.
- **Kolkata** : 31 BBD Bagh, Dalhousie Square, Kolkata - 700 001.
- **Mumbai** : The Hongkong and Shanghai Banking Corporation Limited, 52/60, M. G. Road, Fort, Mumbai - 400 001.
- **New Delhi** : Ground Floor, East Tower, Birla Tower, 25, Barakhamba Road, New Delhi - 110 001.
- **Pune** : Amar Avinash Corporate City, Sector No. 11, Bund Garden Road, Pune - 411 001.

### CAMS SERVICE CENTRES / CAMS LIMITED TRANSACTION POINTS / CAMS COLLECTION CENTRES

For details on CAMS Service Centres, CAMS Limited Transaction Points and CAMS Collection Centres, please visit [www.camsonline.com](http://www.camsonline.com) or call us on 1800 200 2434/1800 258 2434 AND Investors calling from abroad may call on +91 44 39923900 to connect to our customer care centre.

CAMS Limited Transaction Points and CAMS Collection Centres have limited operating hours from 12:00 p.m. to 3 p.m. Collection Centres only accept application forms and service requests. For any enquiries, customers transacting at these locations are requested to call the nearest CAMS Service Center or the National Toll Free Customer Support number.

**Toll Free Number : 1800 200 2434/1800 258 2434 (can be dialled from all phones within India)**

**AND Investors calling from abroad may call on +91 44 39923900 to connect to our customer care centre.**

**For more details on visit : [www.camsonline.com](http://www.camsonline.com)**

**Please check our website [www.assetmanagement.hsbc.co.in](http://www.assetmanagement.hsbc.co.in) for an updated list of Official Points of Acceptance of HSBC Mutual Fund.**





**HSBC Asset Management (India) Private Limited**

Registered Office

Regd. Office: 9-11 Floors, NESCO IT Park, Building No. 3,  
Western Express Highway, Goregaon (East), Mumbai 400 063, India

**Tel.:** 1800 200 2434/1800 258 2434 **Fax :** (91) (22) 49146033

**E-mail :** [hsbcmf@camsonline.com](mailto:hsbcmf@camsonline.com)

**Website :** [www.assetmanagement.hsbc.co.in](http://www.assetmanagement.hsbc.co.in)